



# Statistical Publication

**NSW Prisoners:  
30 June 1982**

**Simon Eyland**

**Statistical Publication No.1  
1984  
ISSN 0814 1215**

**NSW Department of Corrective Services**

N.S.W. Corrective Services Commission – March 1984

ISSN 0814-1215

National Library of Australia  
Cataloguing in Publication Entry

Eyland, Simon J. (Simon Julian), 1955 –  
New South Wales Prisoners 30 June 1982

**NEW SOUTH WALES  
PRISONERS  
30 JUNE 1982**

**PREPARED BY**

**SIMON EYLAND  
RESEARCH OFFICER**

NO. 1, MARCH, 1984

## FOREWORD

The preparation of this publication has as its roots the Correctional Administrators meeting held in Melbourne in September 1980. Throughout the development of the Census since that beginning, many different representatives from each Australian State and Territory have been involved.

The data collection form eventually used in New South Wales was developed by thorough consultation with the Senior Clerks present at each of our Institutions. The resultant high level of accurate data obtained is a tribute to these hard-working individuals without whom this collection would not have been possible.

The production of accurate and meaningful tables was greatly facilitated through the secondment of Mrs. Joanne Russell from the New South Wales Office of the Australian Bureau of Statistics. Joanne's help has been invaluable and her expertise in negotiating the pitfalls inherent in collecting Correctional Statistics has been greatly appreciated.

The Clerical support of Ms. Julie Graham in her thorough checking of draft tables and the able typing of Ms. Ruth Bannister is gratefully acknowledged.

S. EYLAND  
1984

INQUIRIES: If you want to know more about these statistics, ring the Research and Statistics Division of the Department of Corrective Services on Sydney (02) 2178-242, or write to the Chief Research Officer, Department of Corrective Services, Box 31 GPO, Sydney NSW 2001.

**Blank Page**



## EXPLANATORY NOTES

### GENERAL INFORMATION

1. This publication contains statistics of persons held in custody in gazetted prison establishments in New South Wales at midnight on the 30th June 1982. Those prisoners sentenced to periodic detention were included in the census data only if they were under detention on the weekend prior to Wednesday 30th June 1982. Prisoners on the Work Release II programme (under which they live at home and work at prison) were also included.
2. This New South Wales Prison Census was conducted as part of the first National Australian Prison Census for 30th June 1982. The proposal for a National Prison Census first emerged at a Correctional Administrators meeting in Melbourne in September 1980 as an offshoot from a review of correctional statistics. Preliminary technical discussions were held in December 1980 and a formal proposal went to the Ministers Conference held in New Zealand in April/May 1981. The Ministers discussed the proposed census at some length and finally agreed to the conduct of the first Australian National Prison Census.
3. The National Prison Census was co-ordinated by the Australian Institute of Criminology which has published the National data under separate cover. Further editing was completed on the New South Wales Census data after it was supplied to the Australian Institute of Criminology. Consequently there may be small differences in some totals presented in this current publication when compared to the National Report entitled *Australian Prisoners, 1982*.
4. The census data collected comprised three basic types of information:
  - i. general information on the demographic and social characteristics of the prisoners;
  - ii. information on the legal status of the prisoners, including the nature of the offence(s) or charge(s) for which the person is in prison;
  - iii. for prisoners actually serving a sentence, details of the sentence(s) being served.
 The design of the basic data collection form (see Appendix 1) reflects these three areas.
5. The Department implemented this Census in 1982 by engaging the respective Senior Clerk (or Deputy Superintendent) of each Prison in the extraction of the Census material from prisoner records. This required those responsible for the collection of this data to study the file of each Prisoner present in the Prison on the 30th June 1982, and then to record and code this information on the Census forms supplied for this purpose.

### CONCEPT OF AN EPISODE OF IMPRISONMENT

6. The statistics relate to prisoners held in custody on 30 June 1982, in respect of their "current episode" of imprisonment. Basically, an episode is a continuous period in prison. In distinguishing between the current and any previous episode of imprisonment the following rules were applied:
  - a) An episode was regarded as terminated by:
    - (i) release of the person to freedom, including release on parole or licence where the person had not returned to prison in breach of parole or licence by the census date;
    - (ii) release to a court or the police where the person is subsequently freed without having been returned to prison;
    - (iii) release on bail, or a bond, or to immigration authorities;
    - (iv) transfer to an institution other than a prison (eg. a psychiatric hospital); and
    - (v) escape from prison, where the person had not been returned to prison by the census date.
  - b) An episode was not regarded as terminated by:
    - (i) a transfer between prison establishments;
    - (ii) release to a court or to police where the prisoner is returned to prison within a day or so for the same offence(s);
    - (iii) change in the prisoner's legal status eg. when a remand prisoner is sentenced, or when a sentenced prisoner appeals against his conviction or sentence;
    - (iv) escape from prison, when the prisoner had been returned to prison by the census date; or
    - (v) release on parole or licence where the prisoner had been returned to prison in breach of parole or licence by the census date.
7. This concept of an episode differs substantially from that used in prisoner statistics published by the Australian Bureau of Statistics (ABS) for previous years. The major difference is that, in ABS statistics, an episode was regarded as terminated by:

- a) a change in the prisoner's legal status, even though the prisoner continued to be held in prison (although this was modified in cases of unsuccessful appeal) or
- b) release on parole or licence, or escape, whether or not the prisoner subsequently returned to prison in breach of parole or licence or as a recaptured escapee.

Because of these differences, care should be taken in comparing the data on offence and sentence contained in this report with that in the ABS bulletins.

### LEGAL STATUS

8. For the purposes of this report, prisoners have been classified to the following six legal status categories:

- (i) Unconvicted (awaiting court hearing/trial/extradition)
- (ii) Convicted but awaiting sentence
- (iii) Awaiting deportation
- (iv) Awaiting result of appeal against conviction or sentence
- (v) Under sentence – no appeal current
- (vi) Detained at the Governor's Pleasure (after being found not guilty on the grounds of insanity)

In Tables 6 and 8, these categories have been combined into the two status categories used in previously published ABS prisoner statistics, viz:

*Not under sentence* – comprising categories (i) to (iv) above.

*Under sentence* – comprising categories (v) & (vi) above.

This has been done to provide some comparability with previous years' statistics. In other tables, the two-way classification used in the National Prison Census publication is used, viz:

*Unsentenced* – comprising categories (i) to (iii) above.

*Sentenced* – comprising categories (iv) to (vi) above.

The difference between this and the ABS classification used in Tables 6 and 8 lies in the treatment of prisoners who are awaiting the result of appeal against conviction or sentence. In Tables 6 and 8 these are classified as "not under sentence" while elsewhere they are classified as "sentenced".

### CLASSIFICATION OF OFFENCES

9. For the National Prison Census, the offences for which prisoners were held at 30 June 1982 were classified according to the Draft Australian National Classification of Offences (DANCO). In the present report, however, offences have been classified according to the Second Revision of the New South Wales Classification of Offences and of Care and Protection Orders for Children. This Classification was developed by the NSW Office of ABS in collaboration with State authorities and has been used in NSW prisons and courts statistics since 1973. (See Appendix 2.)

10. As a general rule, a legal charge of attempting, conspiring, or inciting to commit a crime, or aiding in the commission of, or participating as an accessory before the fact, to a crime, is classified to the offence category to which the crime so attempted, etc. is assigned. All cases of accessory after the fact to a crime are assigned to the category "Accessory after the fact".

11. While the Classification has, of necessity, been abbreviated in the tables that follow, it is reproduced in full as Appendix 2 of this publication. Further description of the concepts and definitions used in the Classification may be obtained from this Department or the ABS. It should be noted that the "Other" categories in the tables may include data coded to offence categories specified separately in the Classification but not recorded separately in the tables (e.g. data coded to 'Larceny of motor vehicle' would be included in "Other offences against property n.e.c.", in Table 6).

### DETERMINATION OF MOST SERIOUS OFFENCE

12. Although a prisoner may be held in prison for a number of different offences, only the most serious offence in the current prison episode was recorded in these statistics. This was basically the offence for which the longest sentence was passed for a single count, ignoring undecided appeals. Where no sentence had been passed at 30 June 1982, or two different offences had equal sentences, the offence with the lowest (NSW) offence code number was chosen (see Appendix 2).

13. The full instructions for choosing the most serious offence are included on the Census Data Collection form used in New South Wales (see Appendix 1). Where the prisoner was serving the balance of a sentence after revocation of parole or licence, all offences and sentences in that part of the episode before release on parole or licence were considered in



choosing the most serious offence, as well as any later offences. This treatment differs from that applied in previous ABS statistics, where an offence of 'breach of conditions of release' was taken to apply to the balance of the sentence.

#### **TYPE OF SENTENCE**

14. This item relates to the aggregate sentence imposed (see below). The category "Indefinite" refers to all aggregate sentences where a maximum term is specified and a minimum term or non-parole period is also set.

#### **LEVEL OF COURT**

15. This item represents the level of court of sentence, or of most recent remand in custody, for the most serious offence (see above). Appeal courts were recorded only where such courts have altered the length of sentence appropriate to the most serious offence.

#### **AGGREGATE SENTENCE IMPOSED**

16. This item represents the longest period that a person may be detained under sentence in the current episode. Charges pending that are likely to extend the current episode are ignored. Cumulative sentences are taken as equal to their united length. Concurrent sentences are taken as equal to one of them, or to the longer if they are of unequal length. Where sentences 'overlap', i.e. parts of the sentences are concurrent, the concurrent periods are counted only once. In the case of prisoners serving the balance of a sentence after revocation of parole or licence, the whole of the original sentence imposed was included rather than just the balance of the sentence, as in the ABS statistics.

#### **SENTENCE SERVED**

17. 'Sentence served' relates to prisoners who have had a sentence passed, and has been calculated as the period elapsed between the date the (aggregate) sentence commenced and 30 June 1982. Note that, for prisoners with parole or licence revoked or recaptured escapees, the 'sentence served' as calculated for these statistics would include the time spent outside prison between release or escape and return, and could thus overstate the actual time served towards the sentence.

18. Prisoners serving the balance of a sentence after revocation of parole or licence were separately identified in the Census, and are shown separately in Table 17, classified by most serious offence and sentence served. This Table therefore gives some indication of the effect of the new treatment of these prisoners on the overall statistics.

#### **TIME HELD**

19. 'Time held' relates to unsentenced prisoners, and has been calculated as the period elapsed between the date of first receipt into prison in respect of the current episode, and 30 June 1982. Note that some of this time may have been spent as a sentenced prisoner (eg. for fine default).

TABLE 1. PRISONERS, NSW; SEX BY STATUS: (SELECTED YEARS)

At 30 June	Held not under sentence			Held under sentence			TOTAL		
	Males	Females	Persons	Males	Females	Persons	Males	Females	Persons
1970	427	19	446	3346	83	3429	3773	102	3875
1975	357	19	376	2946	63	3009	3303	82	3385
1976	381	14	395	3140	81	3221	3521	95	3616
1978	466	33	499	3321	94	3415	3787	127	3914
1979	495	27	522	3465	126	3591	3960	153	4113
1980	445	23	468	3185	114	3299	3630	137	3767
1982	572	37	609	3010	100	3110	3582	137	3719

TABLE 1(b). PERCENTAGE OF MALE AND FEMALE PRISONERS

At 30 June	Held not under sentence			Held under sentence			TOTAL		
	Males	Females	Persons	Males	Females	Persons	Males	Females	Persons
1970	95	5	100	97	3	100	97	3	100
1975	95	5	100	98	2	100	97	3	100
1976	96	4	100	97	3	100	97	3	100
1978	93	7	100	97	3	100	97	3	100
1979	95	5	100	96	4	100	96	4	100
1980	95	5	100	97	3	100	96	4	100
1982	94	6	100	97	3	100	96	4	100

TABLE 1(c). MALES AND FEMALES AS A PERCENTAGE OF TOTAL NUMBER OF PRISONERS

At 30 June	Held not under sentence			Held under sentence			TOTAL		
	Males	Females	Persons	Males	Females	Persons	Males	Females	Persons
1970	11.0	0.5	11.5	86.3	2.1	88.4	97.4	2.6	100
1975	10.5	0.6	11.1	87.0	1.9	88.9	97.6	2.4	100
1976	10.5	0.4	10.9	86.8	2.2	89.0	97.4	2.6	100
1978	11.9	0.8	12.7	84.8	2.4	87.2	96.8	3.2	100
1979	12.0	0.7	12.7	84.2	3.0	87.2	96.3	3.7	100
1980	11.8	0.6	12.4	84.5	3.0	87.5	96.4	3.6	100
1982	15.4	1.0	16.4	80.9	2.7	83.6	96.3	3.7	100

TABLE 2. PRISONERS, NSW, 30 JUNE 1982: SUMMARY OF DEMOGRAPHIC CHARACTERISTICS

	Males	Females	Persons	
			Number	%
Age (years) at 30 June (sentenced) —				
Under 18	11	—	11	0.3
18 to 20	449	15	464	14.2
21 to 24	785	27	812	25.0
25 to 29	703	30	733	22.5
30 to 39	801	22	823	25.2
40 to 49	281	9	290	8.9
50 or more	122	5	127	3.9
	3152	108	3260	100
Aboriginality —				
Aboriginal — Torres St. Islander	210	6	216	5.8
Other	3345	131	3476	93.4
Unknown	27	0	27	0.8
	3582	137	3719	100
Country of Birth				
Australia	2773	97	2870	77.2
New Zealand	144	14	158	4.2
UK & Eire..	208	12	220	5.9
Other Europe	262	5	267	7.2
Other Countries	195	9	204	5.5
	3582	137	3719	100
Marital Status at receipt —				
Never married	2287	66	2353	63.3
(a) Married or de facto marriage	927	45	972	26.1
Separated (not divorced)	68	14	82	2.2
Divorced	244	8	252	6.8
Widowed	33	4	37	1.0
Unknown	23	—	23	0.6
	3582	137	3719	100
TOTAL PRISONERS — Number	3582	137	3719	
— %	96.3	3.7	100	

(a) Irrespective of legal marital status.

TABLE 3. PRISONERS, NSW, 30 JUNE 1982: SEX &amp; INSTITUTION

INSTITUTION	Males	Females	TOTAL
New South Wales			
Long Bay Complex of Prisons			
Central Industrial Prison	392		392
Malabar Training Centre	237		237
Metropolitan Reception Prison	239		239
Metropolitan Remand Centre	324		324
Special Care Unit	14		14
Malabar PDC	93		93
Bathurst Gaol	66		66
Bathurst PDC	12		12
Berrima TC	53		53
Broken Hill Gaol	28		28
Cessnock CC	329		329
Cooma Prison	101		101
Emu Plains TC	116		116
Emu Plains PDC	45		45
Glen Innes Afforestation Camp	69		69
Goulburn TC (Main Gaol)	227		227
Goulburn TC (X Wing)	63		63
Grafton Gaol	78		78
Kirkconnell Afforestation Camp	26		26
Maitland Gaol	136		136
Mannus	105		105
Merinda (Women's PDC)		6	6
Mulawa T & DC		97	97
Narrabri Gaol	20		20
Newnes Afforestation Camp	26		26
Norma Parker Centre		33	33
Oberon Afforestation Camp	62		62
Parramatta Gaol	356		356
Parramatta PDC	26		26
Parramatta Linen Service	3	1	4
Silverwater Work Release Centre	265		265
Silverwater PDC	50		50
Tomago PDC	21		21
TOTAL New South Wales	3582	137	3719

NOTE: P.D.C. = Periodic Detention Centre.

TABLE 4. PRISONERS, NSW, 30 JUNE 1982: SEX AND LOCATION OF LAST KNOWN ADDRESS

LOCATION OF ADDRESS	MALES		FEMALES		TOTAL	
	No.	%	No.	%	No.	%
NEW SOUTH WALES STATISTICAL DIVISIONS						
Sydney	2246	62.7	96	70.0	2342	62.9
Hunter	197	5.5	8	5.8	205	5.5
Illawarra	114	3.2	1	.7	115	3.1
Richmond-Tweed	52	1.5	3	2.2	55	1.5
Mid-North Coast	66	1.8	2	1.5	68	1.8
Northern	67	1.9	—	—	67	1.8
North-Western	65	1.8	1	.7	66	1.8
Central-West	83	2.3	2	1.5	85	2.3
South-Eastern	60	1.7	—	—	60	1.6
Murrumbidgee	71	2.0	—	—	71	1.9
Murray	41	1.1	—	—	41	1.1
Far West	22	.6	—	—	22	.6
TOTAL NEW SOUTH WALES	3084	86.1	113	82.5	3197	85.9
VICTORIA	72	2.0	2	1.5	74	2.0
QUEENSLAND	65	1.8	3	2.2	68	1.8
SOUTH AUSTRALIA	25	.7	—	—	25	.7
WESTERN AUSTRALIA	8	.2	2	1.5	10	.3
TASMANIA	5	.1	—	—	5	.1
NORTHERN TERRITORY	3	.1	—	—	3	.1
A.C.T.	53	1.5	1	.7	54	1.5
OVERSEAS	28	.8	6	4.4	34	.9
NO FIXED ADDRESS	165	4.6	5	3.6	170	4.6
NOT STATED	74	2.0	5	3.6	79	2.0
TOTAL	3582	100.0	137	100.0	3719	100.0

TABLE 5. PRISONERS, NSW, 30 JUNE 1982: SUMMARY OF CUSTODIAL/CRIMINOLOGICAL CHARACTERISTICS

	Males	Females	Persons	
			Number	%
<b>Legal Status:</b>				
Unsentenced unconvicted				
Convicted but awaiting sentence	342	28	370	10.0
Awaiting Deportation	85	1	86	2.3
Awaiting appeal result	3	—	3	0.1
No appeal current	142	8	150	4.0
Detained at Governor's Pleasure	2994	100	3094	83.2
	16	—	16	0.4
	3582	137	3719	100
<b>Most Serious Offence (major groups)</b>				
Homicides, assaults n.e.c. etc.	540	19	559	17.1
Sexual & related offences	273	1	274	8.4
Robbery & Extortion	556	17	573	17.6
Fraud	105	9	114	3.5
Offences against property n.e.c.	932	24	956	29.3
Driving, traffic & related offences	373	1	374	11.5
Drug offences	286	36	322	9.9
Other offences	87	1	88	2.7
	3152	108	3260	100
<b>Type of Sentence</b>				
Unsentenced	430	29	459	12.3
<b>Sentenced —</b>				
Life	228	9	237	6.4
Governor's Pleasure	16	—	16	0.4
Indefinite (NPP specified)	1968	71	2039	54.8
Definite (NPP not specified)	637	22	659	17.7
Fine default	55	—	55	1.5
Periodic detention	247	6	253	6.8
Administrative order	1	—	1	0.1
<b>Total Prisoners — Number</b>	3582	137	3719	100
— %	96.3	3.7	100	

TABLE 5 (CONTD). PRISONERS, NSW, 30 JUNE 1982: SUMMARY OF CUSTODIAL/CRIMINOLOGICAL CHARACTERISTICS

	Males	Females	Persons	
			Number	%
<b>Level of Court (a) —</b>				
Supreme	564	15	579	15.6
District	1992	75	2067	55.6
Petty Sessions	1010	47	1057	28.4
Children's	9	—	9	0.2
Federal	2	—	2	0.1
Other	5	—	5	0.1
	3582	137	3719	100
<b>Known prior adult imprisonment.</b>				
Yes	1922	44	1966	52.9
No	1613	93	1706	45.9
Unknown	47	—	47	1.2
	3582	137	3719	100
<b>Whether in breach of Parole (b) —</b>				
No sentence passed	430	29	459	12.3
<b>Sentence passed —</b>				
Held for breach of Parole (b)	466	11	477	12.8
Not held for breach of Parole (b)	2676	97	2773	74.6
Unknown	10	—	10	0.3
	3582	137	3719	100
<b>TOTAL PRISONERS — Number</b>	3582	137	3719	
— %	96.3	3.7	100	

(a) Level of court of sentence or most recent remand for most serious offence.

(b) or other conditional release from prison.

TABLE 6. PRISONERS, NEW SOUTH WALES, 30 JUNE 1982: LEGAL STATUS BY MOST SERIOUS OFFENCE

MOST SERIOUS OFFENCE	NOT UNDER SENTENCE						UNDER SENTENCE		TOTAL	
	Unconvicted (a)		Convicted: Awaiting Sentence		Awaiting Appeal Result		No appeal Current (b)			
	No.	%	No.	%	No.	%	No.	%	No.	%
<b>Homicides, assaults n.e.c. &amp; like offences</b>										
<b>Homicide</b>										
Murder	28	7.5	2	2.3	18	12.0	228	7.3	276	7.4
Attempted Conspiracy to murder	17	4.6	3	3.5	1	0.7	21	0.7	42	1.1
Manslaughter (excl. by driving)	1	0.3	—	—	2	1.3	71	2.3	74	2.0
Total homicide	46	12.3	5	5.8	21	14.0	320	10.3	392	10.5
Major assault	23	6.2	3	3.5	8	5.3	119	3.8	153	4.1
Other (incl. kidnapping)	14	3.8	2	2.3	4	2.7	87	2.8	107	2.9
Total homicides, assaults n.e.c. etc.	83	22.3	10	11.6	33	22.0	526	16.9	652	17.5
<b>Sexual and related offences</b>										
Rape & similar offences (c)	19	5.1	8	9.3	16	10.7	191	6.1	234	6.3
Carnal knowledge, incest	—	—	—	—	—	—	22	0.7	22	0.6
Indecent assault or act (d)	4	1.1	1	1.2	2	1.3	27	0.9	34	0.9
Buggery or bestiality	—	—	—	—	3	2.0	13	0.4	16	0.4
Total sexual & related offences	23	6.2	9	10.5	21	14.0	253	8.1	306	8.2
<b>Robbery and extortion</b>										
Robbery with major assault	29	7.8	13	15.1	16	10.7	462	14.9	520	14.0
Other (incl. blackmail)	35	9.4	11	12.8	1	0.7	94	3.0	141	3.8
Total robbery and extortion	64	17.2	24	27.9	17	11.3	556	17.9	661	17.8
Total Fraud	22	5.9	3	3.5	7	4.7	107	3.4	139	3.7
<b>Offences against property n.e.c.</b>										
Break, enter and steal	55	14.7	14	16.3	13	8.7	494	15.9	576	15.5
Other	51	13.7	13	15.1	17	11.3	432	13.9	513	13.8
Total offences against property n.e.c.	106	28.4	27	31.4	30	20.0	926	29.8	1089	29.3
<b>Driving, traffic &amp; related offences — Total</b>										
	4	1.1	—	—	5	3.3	369	11.9	378	10.2
<b>Other Offences</b>										
Offences against enforcement of order	9	2.4	—	—	1	0.7	61	2.0	71	1.9
Offences relating to drugs of addiction, etc.	55	14.7	12	14.0	31	20.7	291	9.4	389	10.5
Other (incl. offensive behaviour and vagrancy)	7	1.9	1	1.2	5	3.3	21	0.7	34	0.9
Total, other offences	71	19.0	13	15.1	37	24.7	373	12.0	494	13.3
<b>TOTAL, ALL OFFENCES</b>	<b>373</b>	<b>100</b>	<b>86</b>	<b>100</b>	<b>150</b>	<b>100</b>	<b>3110</b>	<b>100</b>	<b>3719</b>	<b>100</b>

(a) Includes 3 prisoners awaiting deportation.

(b) Includes 16 prisoners detained at the Governor's Pleasure.

(c) Includes Sexual Assault, Categories 1, 2 and 3 under Section 61 of the New South Wales Crimes Act.

(d) Comprises indecent assaults on, and unlawful indecent acts with males and females, excluding buggery. Includes Sexual Assault, Category 4 of the New South Wales Crimes Act.

TABLE 7. PRISONERS, N.S.W., 30 JUNE 1982: AGE (a) AND MARITAL STATUS (b)

Age (years) (a)	Never Married	Married or de facto marriage (c)	Married but permanently separated	Widowed	Divorced	Unknown	Total
<b>MALE PRISONERS — SENTENCED</b>							
Under 18	11	—	—	—	—	—	11
18 to 20	413	29	2	—	3	2	449
21 to 22	357	50	2	—	3	—	412
23 to 24	314	50	3	—	2	4	373
25 to 29	453	192	16	4	35	3	703
30 to 34	242	202	10	4	53	3	514
35 to 39	109	121	7	3	46	1	287
40 to 44	57	79	2	6	27	2	173
45 to 49	30	44	8	2	23	1	108
50 to 54	18	32	2	5	13	2	72
55 to 59	12	7	—	—	6	1	26
60 to 64	6	8	—	1	4	—	19
65 or more	1	1	—	2	—	1	5
Not stated	—	—	—	—	—	—	—
Total	2023	815	52	27	215	20	3152
<b>FEMALE PRISONERS — SENTENCED</b>							
Under 18	—	—	—	—	—	—	—
18 to 20	14	1	—	—	—	—	15
21 to 22	8	4	—	—	—	—	12
23 to 24	11	4	—	—	—	—	15
25 to 29	12	9	3	1	5	—	30
30 to 34	3	9	2	—	—	—	14
35 to 39	1	5	1	1	—	—	8
40 to 44	—	—	4	1	1	—	6
45 to 49	—	3	—	—	—	—	3
50 to 54	—	1	—	—	—	—	1
55 to 59	—	—	1	—	—	—	1
60 to 64	—	—	1	1	—	—	2
65 or more	1	—	—	—	—	—	1
Not stated	—	—	—	—	—	—	—
Total	50	36	12	4	6	—	108
<b>TOTAL PRISONERS</b>	<b>2073</b>	<b>851</b>	<b>64</b>	<b>31</b>	<b>221</b>	<b>20</b>	<b>3260</b>

(a) Age at 30 June 1982

(b) Marital status at receipt into prison

(c) Irrespective of legal marital status

TABLE 7 (Contd). PRISONERS, N.S.W., 30 JUNE 1982: AGE (a) AND MARITAL STATUS (b)

Age (years) (a)	Never married	Married or de facto marriage (c)	Married but permanently separated	Widowed	Divorced	Unknown	Total
<b>MALE PRISONERS - UNSENTENCED</b>							
Under 18	4	—	—	—	—	—	4
18 to 20	68	3	—	—	—	—	71
21 to 22	40	9	1	1	—	—	51
23 to 24	37	10	—	2	1	—	50
25 to 29	57	25	3	—	2	1	88
30 to 34	31	32	2	—	10	1	76
35 to 39	11	13	4	1	6	—	35
40 to 44	8	8	4	—	5	1	26
45 to 49	4	6	—	1	3	—	14
50 to 54	2	2	1	1	—	—	6
55 to 59	1	1	—	—	2	—	4
60 to 64	—	3	1	—	—	—	4
65 or more	1	—	—	—	—	—	1
Not stated	—	—	—	—	—	—	—
Total	264	112	16	6	29	3	430
<b>FEMALE PRISONERS - UNSENTENCED</b>							
Under 18	—	—	—	—	—	—	—
18 to 20	2	3	—	—	—	—	5
21 to 22	2	3	—	—	—	—	5
23 to 24	4	—	—	—	—	—	4
25 to 29	4	3	1	—	1	—	9
30 to 34	1	—	1	—	—	—	2
35 to 39	—	—	—	—	—	—	—
40 to 44	2	—	—	—	1	—	1
45 to 49	1	—	—	—	—	—	2
50 to 54	—	—	—	—	—	—	1
55 to 59	—	—	—	—	—	—	—
60 to 64	—	—	—	—	—	—	—
65 or more	—	—	—	—	—	—	—
Not stated	—	—	—	—	—	—	—
Total	16	9	2	—	2	—	29
<b>TOTAL PRISONERS</b>	<b>280</b>	<b>121</b>	<b>18</b>	<b>6</b>	<b>31</b>	<b>3</b>	<b>459</b>

- (a) Age at 30 June 1982  
(b) Marital Status at receipt into prison  
(c) Irrespective of legal marital status.

TABLE 8. TRENDS IN PRISONERS UNDER SENTENCE, NEW SOUTH WALES, SELECTED YEARS: MOST SERIOUS OFFENCE

MOST SERIOUS OFFENCE	1970		1975		1980		1982 (a)	
	No.	%	No.	%	No.	%	No.	%
<b>Homicides, assaults n.e.c. &amp; like offences</b>								
Homicide								
Murder	150	4.4	172	5.7	275	8.3	228	7.3
Attempted conspiracy to murder	16	0.5	9	0.3	35	1.1	21	0.7
Manslaughter (excl. by driving)	53	1.5	72	2.4	74	2.2	71	2.3
Total homicide	219	6.4	253	8.4	384	11.6	320	10.3
Major assault	103	3.0	116	3.9	127	3.8	119	3.8
Other (incl. kidnapping)	53	1.5	52	1.7	65	2.0	87	2.8
Total homicides, assaults etc.	375	10.9	421	14.0	576	17.4	526	16.9
<b>Sexual and related offences</b>								
Rape & similar offences (b)	187	5.5	115	3.8	154	4.7	191	6.1
Carnal knowledge, incest	43	1.3	29	1.0	18	0.5	22	0.7
Indecent assault (c)	59	1.7	43	1.4	48	1.5	27	0.9
Buggery and Bestiality	24	0.7	17	0.6	15	0.5	13	0.4
Total sexual & related offences	313	9.2	204	6.8	235	7.2	253	8.1
<b>Robbery and extortion</b>								
Robbery with major assault	N/A	—	380	12.6	434	13.2	462	14.9
Other (incl. blackmail)	N/A	—	47	1.6	54	1.6	94	3.0
Total robbery & extortion	322	9.4	427	14.2	488	14.8	556	17.9
<b>Fraud - Total</b>	141	4.1	142	4.7	157	4.8	107	3.4
<b>Offences against property, n.e.c.</b>								
Break, enter and steal	798	23.2	439	14.6	472	14.3	494	15.9
Other	842	24.6	500	16.6	495	15.0	432	13.9
Total offences against property, n.e.c.	1640	47.9	939	31.2	967	29.3	926	29.8
<b>Driving, traffic &amp; related offences (d) - Total</b>	115	3.4	201	6.7	300	9.1	369	11.9
<b>Other Offences</b>								
Offences against enforcement of order (e)	213	6.2	473	15.7	313	9.5	61	(a) 2.0
Offences relating to drugs of addiction, etc.	44	1.3	117	3.9	244	7.4	291	9.4
Other (incl. offensive behaviour and vagrancy)	266	7.8	85	2.8	19	0.6	21	0.7
Total, other offences	523	15.3	675	22.4	576	17.5	373	12.0
<b>TOTAL, ALL OFFENCES</b>	<b>3429</b>	<b>100</b>	<b>3009</b>	<b>100</b>	<b>3299</b>	<b>100</b>	<b>3110</b>	<b>100</b>

- (a) A different method of classifying offences of returned parolees etc. was used in 1982, resulting in lower figures for the category "Offences against enforcement of order" and higher figures for other categories of offences than in previous years.  
(b) For 1982, includes Sexual Assault, Categories 1, 2 & 3 under Section 61 of the N.S.W. Crimes Act.  
(c) Includes indecent assault on and unlawful indecent acts with males and females (excluding buggery). For 1982 includes Sexual Assaults category 4 under Section 61 of the N.S.W. Crimes Act.  
(d) Includes driving offences occasioning death or injury.  
(e) Includes breach of parole & escape from lawful custody.

TABLE 9. SENTENCED PRISONERS, NSW, 30 JUNE 1982: AGGREGATE SENTENCE IMPOSED BY SENTENCE SERVED BY SEX

AGGREGATE SENTENCE IMPOSED	SENTENCE SERVED (a)											TOTAL
	MONTHS				YEARS							
	Under 1	1 and under 3	3 and under 6	6 and under 12	1 and under 2	2 and under 5	5 and under 7	7 and under 10	10 and under 15	15 or more	not stated	
MALES												
1 to 7 days	20	..	..	..	..	..	..	..	..	..	..	20
8 days & under 1 month	59	..	..	..	..	..	..	..	..	..	..	59
1 and under 3 months	33	3	..	..	..	..	..	..	..	..	..	36
3 and under 6 months	49	59	1	..	2	1	..	..	..	..	..	112
6 and under 9 months	57	123	66	1	..	..	..	..	..	..	..	247
9 and under 12 months	3	7	4	3	..	2	1	1	..	..	..	21
1 and under 2 years	31	61	92	57	13	6	..	..	..	..	..	260
2 and under 5 years	37	100	127	241	215	84	12	4	2	..	..	822
5 and under 7 years	9	11	25	41	113	120	14	8	1	..	..	342
7 and under 10 years	..	7	12	22	69	153	26	19	..	..	..	308
10 and under 15 years	1	3	2	13	44	128	48	30	8	..	..	277
15 years or more	..	..	1	2	12	43	25	35	19	3	..	140
Life	1	2	..	11	18	66	35	56	25	14	..	228
Governor's Pleasure	..	..	2	1	1	5	3	1	2	1	..	16
Periodic Detention	55	117	49	26	..	..	..	..	..	..	..	247
Not Stated	..	1	2	1	4	6	2	1	..	..	..	17
TOTAL	355	494	383	419	491	614	166	155	57	18	..	3152
FEMALES												
1 to 7 days	..	..	..	..	..	..	..	..	..	..	..	..
8 days & under 1 month	..	..	..	..	..	..	..	..	..	..	..	..
1 and under 3 months	..	..	..	..	..	..	..	..	..	..	..	4
3 and under 6 months	1	3	..	..	..	..	..	..	..	..	..	5
6 and under 9 months	1	2	2	..	..	..	..	..	..	..	..	..
9 and under 12 months	..	..	..	..	..	..	..	..	..	..	..	4
1 and under 2 years	1	..	..	3	..	..	..	..	..	..	..	..
2 and under 5 years	5	3	3	14	12	4	1	..	..	..	..	42
5 and under 7 years	..	4	5	1	7	3	..	..	..	..	..	20
7 and under 10 years	..	..	..	1	2	7	..	..	..	..	..	10
10 and under 15 years	..	..	..	..	2	4	..	..	..	..	..	7
15 years or more	..	..	1	..	1	..	..	..	..	..	..	1
Life	..	..	..	1	1	5	1	..	1	..	..	9
Governor's Pleasure	..	..	..	..	..	..	..	..	..	..	..	..
Periodic Detention	2	3	1	..	..	..	..	..	..	..	..	6
Not Stated	..	..	..	..	..	..	..	..	..	..	..	..
TOTAL	10	15	12	20	25	23	2	..	1	..	..	108

(a) See Explanatory Notes

TABLE 10. SENTENCED PRISONERS, NSW, 30 JUNE 1982: MOST SERIOUS OFFENCE BY SENTENCE SERVED (a) BY SEX

MOST SERIOUS OFFENCE	SENTENCE SERVED (a)										TOTAL
	MONTHS				YEARS						
	Under 1	1 and Under 3	3 and Under 6	6 and Under 12	1 and Under 2	2 and Under 5	5 and Under 7	7 and Under 10	10 and Under 15	15 or more	
MALES											
<b>HOMICIDES &amp; ASSAULTS &amp; LIKE OFFENCES</b>											
Murder	1	3	2	12	18	68	36	58	26	13	237
Attempted Murder	..	..	..	1	3	10	4	2	..	..	20
Conspiracy to Murder	..	..	..	..	..	2	..	..	..	..	2
Manslaughter	..	..	3	11	12	33	6	4	..	1	70
Major Assault	5	23	16	17	27	24	3	4	1	1	121
Other (incl. kidnapping)	15	18	14	10	7	19	4	1	2	..	90
<b>TOTAL homicides, assaults nec</b>	<b>21</b>	<b>44</b>	<b>35</b>	<b>51</b>	<b>67</b>	<b>156</b>	<b>53</b>	<b>69</b>	<b>29</b>	<b>15</b>	<b>540</b>
<b>SEXUAL &amp; RELATED OFFENCES</b>											
Rape & Similar Offences (b)	4	3	13	30	40	70	24	14	7	1	206
Carnal knowledge, Incest	2	1	3	3	4	4	2	2	..	1	22
Indecent assault (c)	2	6	8	5	4	3	..	..	1	..	29
Buggery & Bestiality	..	2	..	1	3	5	3	2	..	..	16
<b>TOTAL Sexual &amp; related offences</b>	<b>8</b>	<b>12</b>	<b>24</b>	<b>39</b>	<b>51</b>	<b>82</b>	<b>29</b>	<b>18</b>	<b>8</b>	<b>2</b>	<b>273</b>
<b>ROBBERY &amp; EXTORTION</b>											
Robbery with major assault	5	17	29	42	110	159	47	38	16	1	464
Other (incl. blackmail)	1	5	12	21	28	22	1	2	..	..	92
<b>TOTAL Robbery &amp; Extortion</b>	<b>6</b>	<b>22</b>	<b>41</b>	<b>63</b>	<b>138</b>	<b>181</b>	<b>48</b>	<b>40</b>	<b>16</b>	<b>1</b>	<b>556</b>
<b>FRAUD</b>											
<b>TOTAL Fraud</b>	<b>14</b>	<b>28</b>	<b>16</b>	<b>14</b>	<b>12</b>	<b>15</b>	<b>2</b>	<b>4</b>	<b>..</b>	<b>..</b>	<b>105</b>
<b>OFFENCES AGAINST PROPERTY NEC</b>											
Break enter & steal	38	65	85	103	93	74	21	11	3	..	493
Other	68	95	74	71	58	52	11	9	1	..	439
<b>TOTAL Offences against property nec</b>	<b>106</b>	<b>160</b>	<b>159</b>	<b>174</b>	<b>151</b>	<b>126</b>	<b>32</b>	<b>20</b>	<b>4</b>	<b>..</b>	<b>932</b>
<b>DRIVING, TRAFFIC &amp; RELATED OFFENCES</b>											
<b>TOTAL Driving traffic &amp; related offences (d)</b>	<b>142</b>	<b>156</b>	<b>52</b>	<b>17</b>	<b>4</b>	<b>1</b>	<b>1</b>	<b>..</b>	<b>..</b>	<b>..</b>	<b>373</b>
<b>OTHER OFFENCES</b>											
Offences against enforcement of order (e)	10	23	11	7	7	2	..	1	..	..	61
Offences relating to drugs of addiction etc	42	41	43	53	55	49	1	2	..	..	286
Other (incl. offensive behaviour & vagrancy)	6	8	2	1	6	2	..	1	..	..	26
<b>TOTAL other offences</b>	<b>58</b>	<b>72</b>	<b>56</b>	<b>61</b>	<b>68</b>	<b>53</b>	<b>1</b>	<b>4</b>	<b>..</b>	<b>..</b>	<b>373</b>
<b>TOTAL ALL OFFENCES</b>	<b>355</b>	<b>494</b>	<b>383</b>	<b>419</b>	<b>491</b>	<b>614</b>	<b>166</b>	<b>155</b>	<b>57</b>	<b>18</b>	<b>3152</b>

(a) See Explanatory Notes.

(b) For 1982, includes Sexual Assault, Categories 1, 2 & 3 under Section 61 of the NSW Crimes Act.

(c) Includes indecent assault on and unlawful indecent acts with males and females (excluding buggery). For 1982 includes Sexual Assaults category 4 under Section 61 of the N.S.W. Crimes Act.

(d) Includes driving offences occasioning death or injury.

(e) Includes breach of parole & escape from lawful custody.



TABLE 10 (CONTD.) SENTENCED PRISONERS, NSW, 30 JUNE 1982: MOST SERIOUS OFFENCE BY SENTENCE SERVED (a) BY SEX

MOST SERIOUS OFFENCE	SENTENCE SERVED (a)										TOTAL
	MONTHS				YEARS						
	Under 1	1 and Under 3	3 and Under 6	6 and Under 12	1 and Under 2	2 and Under 5	5 and Under 7	7 and Under 10	10 and Under 15	15 or more	
FEMALES											
HOMICIDES, ASSAULTS & LIKE OFFENCES											
Murder .....	..	..	..	1	1	5	1	..	1	..	9
Manslaughter .....	..	..	..	..	2	1	..	..	..	..	3
Major assault .....	..	..	..	..	4	2	..	..	..	..	6
Other (incl. kidnapping) .....	..	1	..	..	..	..	..	..	..	..	1
TOTAL Homicides, assaults nec .....	..	1	..	1	7	8	1	..	1	..	19
SEXUAL & RELATED OFFENCES											
Rape & similar offences (b) .....	..	..	..	1	..	..	..	..	..	..	1
TOTAL Sexual & related offences .....	..	..	..	1	..	..	..	..	..	..	1
ROBBERY & EXTORTION											
Robbery with major assault .....	..	1	..	2	5	6	..	..	..	..	14
Other (incl. blackmail) .....	..	..	1	2	..	..	..	..	..	..	3
TOTAL Robbery & Extortion .....	..	1	1	4	5	6	..	..	..	..	17
FRAUD											
TOTAL Fraud .....	1	..	3	1	3	1	..	..	..	..	9
OFFENCES AGAINST PROPERTY NEC											
Break Enter & Steal .....	2	..	2	5	3	2	..	..	..	..	14
Other .....	2	4	1	2	1	..	..	..	..	..	10
TOTAL Offences Against Property nec .....	4	4	3	7	4	2	..	..	..	..	24
DRIVING TRAFFIC & RELATED OFFENCES											
TOTAL Driving traffic & related offences (d) .....	1	..	..	..	..	..	..	..	..	..	1
OTHER OFFENCES											
Offences against enforcement of order (e) .....	..	..	1	..	..	..	..	..	..	..	1
Offences relating to drugs of addiction etc .....	4	9	4	6	6	6	1	..	..	..	36
Other (incl. offensive behaviour & vagrancy) .....	..	..	..	..	..	..	..	..	..	..	..
TOTAL Other Offences .....	4	9	5	6	6	6	1	..	..	..	37
TOTAL ALL OFFENCES .....	10	15	12	20	25	23	2	..	1	..	108

(a) See Explanatory Notes.

(b) For 1982, includes Sexual Assault, Categories 1, 2 & 3 under Section 61 of the N.S.W. Crimes Act.

(c) Includes indecent assault on and unlawful indecent acts with males and females (excluding buggery). For 1982 includes Sexual Assaults category 4 under Section 61 of the N.S.W. Crimes Act.

(d) Includes driving offences occasioning death or injury.

(e) Includes breach of parole & escape from lawful custody.

TABLE 11. SENTENCED PRISONERS, NSW, 30 JUNE 1982: AGE BY MOST SERIOUS OFFENCE (a) BY SEX

MOST SERIOUS OFFENCE	AGE (YEARS) at 30 June 1982													TOTAL AGES STATED			TOTAL ALL AGES
	Under 18	18 to 20	21 to 22	23 to 24	25 to 29	30 to 34	35 to 39	40 to 44	45 to 49	50 to 54	55 to 59	60 to 64	65 or more	Under 21 years	21 years to 24 years	25 years or more	
MALES																	
<b>HOMICIDES, ASSAULTS &amp; LIKE OFFENCES</b>																	
Murder	..	6	13	15	39	44	46	24	19	18	6	5	2	6	28	203	237
Attempted murder	..	..	..	2	6	4	4	1	3	..	..	..	..	..	2	18	20
Conspiracy to murder	..	..	..	..	2	..	..	..	..	..	..	..	..	..	..	2	2
Manslaughter (excluding driving)	..	2	7	4	16	12	8	11	2	4	3	..	1	2	11	57	70
Major Assault	..	18	11	13	31	18	13	9	5	1	1	1	..	18	24	79	121
Other (incl. kidnapping)	1	7	13	11	17	18	14	5	3	1	..	..	..	8	24	58	90
<b>TOTAL Homicides, assaults etc</b>	<b>1</b>	<b>33</b>	<b>44</b>	<b>45</b>	<b>111</b>	<b>96</b>	<b>85</b>	<b>50</b>	<b>32</b>	<b>24</b>	<b>10</b>	<b>6</b>	<b>3</b>	<b>34</b>	<b>89</b>	<b>417</b>	<b>540</b>
<b>SEXUAL &amp; RELATED OFFENCES</b>																	
Rape & similar offences (b)	..	22	27	26	51	39	17	15	5	4	..	..	..	22	53	131	206
Caral knowledge, incest	..	2	2	1	1	1	3	6	3	2	..	1	..	2	3	17	22
Indecent assault (c)	..	2	2	1	8	4	5	2	3	2	..	..	..	2	3	24	29
Buggery & Bestiality	..	..	1	2	5	1	3	2	1	1	..	..	..	..	3	13	16
<b>TOTAL Sexual &amp; related offences</b>	<b>..</b>	<b>26</b>	<b>32</b>	<b>30</b>	<b>65</b>	<b>45</b>	<b>28</b>	<b>25</b>	<b>12</b>	<b>9</b>	<b>..</b>	<b>1</b>	<b>..</b>	<b>26</b>	<b>62</b>	<b>185</b>	<b>273</b>
<b>ROBBERY &amp; EXTORTION</b>																	
Robbery with major assault	2	55	52	74	146	87	28	13	5	2	..	..	..	57	126	281	464
Other (incl. blackmail)	..	13	17	19	27	10	3	2	1	..	..	..	..	13	36	43	92
<b>TOTAL Robbery &amp; Extortion</b>	<b>2</b>	<b>68</b>	<b>69</b>	<b>93</b>	<b>173</b>	<b>97</b>	<b>31</b>	<b>15</b>	<b>6</b>	<b>2</b>	<b>..</b>	<b>..</b>	<b>..</b>	<b>70</b>	<b>162</b>	<b>324</b>	<b>556</b>
<b>FRAUD</b>																	
<b>TOTAL fraud</b>	<b>..</b>	<b>4</b>	<b>5</b>	<b>7</b>	<b>21</b>	<b>15</b>	<b>16</b>	<b>7</b>	<b>14</b>	<b>9</b>	<b>4</b>	<b>2</b>	<b>1</b>	<b>4</b>	<b>12</b>	<b>89</b>	<b>105</b>
<b>OFFENCES AGAINST PROPERTY NEC</b>																	
Break enter & steal	2	95	90	68	120	65	26	15	8	1	2	1	..	97	158	238	493
Other	3	117	78	56	66	47	31	17	12	8	3	1	..	120	134	185	439
<b>TOTAL Offences against property nec</b>	<b>5</b>	<b>212</b>	<b>168</b>	<b>124</b>	<b>186</b>	<b>112</b>	<b>57</b>	<b>32</b>	<b>20</b>	<b>9</b>	<b>5</b>	<b>2</b>	<b>..</b>	<b>217</b>	<b>292</b>	<b>423</b>	<b>932</b>
<b>DRIVING TRAFFIC &amp; RELATED OFFENCES</b>																	
<b>TOTAL Driving traffic &amp; related offences (d)</b>	<b>1</b>	<b>66</b>	<b>62</b>	<b>40</b>	<b>64</b>	<b>56</b>	<b>33</b>	<b>19</b>	<b>14</b>	<b>9</b>	<b>2</b>	<b>6</b>	<b>1</b>	<b>67</b>	<b>102</b>	<b>204</b>	<b>373</b>
<b>OTHER OFFENCES</b>																	
Offences against enforcement of order (e)	1	20	5	10	15	4	2	2	1	1	..	..	..	21	15	25	61
Offences relating to drugs of addiction	..	13	26	23	65	80	34	21	9	8	5	2	..	13	49	224	286
Other (incl. offensive behaviour & vagrancy)	1	7	1	1	3	9	1	2	..	1	..	..	..	8	2	16	26
<b>TOTAL other offences</b>	<b>2</b>	<b>40</b>	<b>32</b>	<b>34</b>	<b>83</b>	<b>93</b>	<b>37</b>	<b>25</b>	<b>10</b>	<b>10</b>	<b>5</b>	<b>2</b>	<b>..</b>	<b>42</b>	<b>66</b>	<b>265</b>	<b>373</b>
<b>TOTAL ALL OFFENCES</b>	<b>11</b>	<b>449</b>	<b>412</b>	<b>373</b>	<b>703</b>	<b>514</b>	<b>287</b>	<b>173</b>	<b>108</b>	<b>72</b>	<b>26</b>	<b>19</b>	<b>5</b>	<b>460</b>	<b>785</b>	<b>1907</b>	<b>3152</b>

(a) See Explanatory Notes.

(b) For 1982, includes Sexual Assault, Categories 1, 2 &amp; 3 under Section 61 of the N.S.W. Crimes Act.

(c) Includes indecent assault on and unlawful indecent acts with males and females (excluding buggery). For 1982 includes Sexual Assaults category 4 under Section 61 of the N.S.W. Crimes Act.

(d) Includes driving offences occasioning death or injury.

(e) Includes breach of parole &amp; escape from lawful custody.

TABLE 11 (CONT.). SENTENCED PRISONERS, NSW, 30 JUNE 1982: AGE BY MOST SERIOUS OFFENCE (a) BY SEX

MOST SERIOUS OFFENCE	AGE (YEARS) at 30 June 1982														TOTAL AGES STATED			TOTAL ALL AGES
	Under 18	18 to 20	21 to 22	23 to 24	25 to 29	30 to 34	35 to 39	40 to 44	45 to 49	50 to 54	55 to 59	60 to 64	65 or more	Under 21 years	21 years to 24 years	25 years or more		
FEMALES																		
<b>HOMICIDES, ASSAULTS &amp; LIKE OFFENCES</b>																		
Murder	..	1	..	1	2	1	3	1	..	..	..	..	..	1	1	7	9	
Manslaughter (excl. driving)	..	..	..	..	2	1	..	..	..	..	..	..	..	..	..	3	3	
Major Assault	..	2	2	..	..	1	..	..	..	..	1	..	..	2	2	2	6	
Other (incl. kidnapping)	..	1	..	..	..	..	..	..	..	..	..	..	..	1	..	..	1	
<b>TOTAL Homicides, assaults etc</b>	..	4	2	1	4	3	3	1	..	..	1	..	..	4	3	12	19	
<b>SEXUAL &amp; RELATED OFFENCES (b)</b>																		
<b>TOTAL Sexual &amp; related offences</b>	..	1	..	..	..	..	..	..	..	..	..	..	..	1	..	..	1	
<b>ROBBERY &amp; EXTORTION</b>																		
Robbery with major assault	..	2	3	3	3	1	..	1	1	..	..	..	..	2	6	6	14	
Other (incl. blackmail)	..	1	..	..	1	1	..	..	..	..	..	..	..	1	..	2	3	
<b>TOTAL Robbery &amp; Extortion</b>	..	3	3	3	4	2	..	1	1	..	..	..	..	3	6	8	17	
<b>FRAUD</b>																		
<b>TOTAL Fraud</b>	..	1	1	..	1	1	3	..	1	1	..	..	..	1	1	7	9	
<b>OFFENCES AGAINST PROPERTY NEC</b>																		
Break enter & steal	..	4	..	4	5	1	..	..	..	..	..	..	..	4	4	6	14	
Other	..	..	..	3	5	..	1	..	..	..	..	1	..	..	3	7	10	
<b>TOTAL Offences against property nec</b>	..	4	..	7	10	1	1	..	..	..	..	1	..	4	7	13	24	
<b>DRIVING TRAFFIC &amp; RELATED OFFENCES</b>																		
<b>TOTAL Driving traffic &amp; related offences (d)</b>	..	..	..	..	..	..	..	1	..	..	..	..	..	..	..	1	1	
<b>OTHER OFFENCES</b>																		
Offences against enforcement of order (e)	..	1	..	..	..	..	..	..	..	..	..	..	..	1	..	..	1	
Offences relating to drug addiction	..	1	6	4	11	7	1	3	1	..	..	1	1	1	10	25	36	
Other (incl. offensive behaviour & vagrancy)	..	..	..	..	..	..	..	..	..	..	..	..	..	..	..	..	..	
<b>TOTAL other offences</b>	..	2	6	4	11	7	1	3	1	..	..	1	1	2	10	25	37	
<b>TOTAL ALL OFFENCES</b>	..	15	12	15	30	14	8	6	3	1	1	2	1	15	27	66	108	

(a) See Explanatory Notes.

(b) For 1982, includes Sexual Assault, Categories 1, 2 & 3 under Section 61 of the N.S.W. Crimes Act.

(d) Includes driving offences occasioning death or injury.

(e) Includes breach of parole & escape from lawful custody.

TABLE 12. SENTENCED PRISONERS, NSW, 30 JUNE 1982: MOST SERIOUS OFFENCE AND AGGREGATE SENTENCE IMPOSED (a)

MOST SERIOUS OFFENCE	AGGREGATE SENTENCE IMPOSED													Life	Governor's Pleasure	Periodic detention	Not Stated	TOTAL
	1 and under 8 days	8 days and under 1 month	1 and under 3 months	3 and under 6 months	6 and under 9 months	9 and under 12 months	1 and under 2 years	2 and under 5 years	5 and under 7 years	7 and under 10 years	10 and under 15 years	15 years or more						
MALES																		
HOMICIDES, ASSAULTS & LIKE OFFENCES																		
Murder	..	..	..	..	..	..	..	1	..	1	3	2	218	12	..	..	237	
Attempted murder	..	..	..	..	..	..	..	..	..	3	6	6	4	1	..	..	20	
Conspiracy to murder	..	..	..	..	..	..	..	..	..	..	..	2	..	..	..	..	2	
Manslaughter (excl. driving)	..	..	..	..	..	..	..	7	6	31	22	3	..	1	..	..	70	
Major assault	..	..	..	3	5	1	15	44	15	9	11	6	3	1	8	..	121	
Other (incl. kidnapping)	..	..	2	7	15	3	9	12	8	4	11	8	..	..	11	..	90	
TOTAL Homicides, assaults etc	..	..	2	10	20	4	24	64	29	48	53	27	225	15	19	..	540	
SEXUAL & RELATED OFFENCES																		
Rape & similar offences (b)	..	..	..	..	..	..	..	33	41	44	58	27	1	..	1	1	206	
Caral knowledge, incest	..	..	..	..	..	..	3	8	2	3	3	2	1	..	..	..	22	
Indecent assault (c)	..	..	..	..	3	2	2	19	..	..	..	1	..	..	2	..	29	
Buggery & Bestiality	..	..	..	..	..	..	..	3	..	4	7	1	..	..	..	1	16	
TOTAL Sexual & related offences	..	..	..	..	3	2	5	63	43	51	68	31	2	..	3	2	273	
ROBBERY & EXTORTION																		
Robbery with major assault	..	..	..	..	..	..	4	82	94	107	105	65	1	..	1	5	464	
Other (incl. blackmail)	..	..	..	..	..	..	4	46	22	12	3	1	..	..	2	2	92	
TOTAL Robbery & Extortion	..	..	..	..	..	..	8	128	116	119	108	66	1	..	3	7	556	
FRAUD																		
TOTAL Fraud	1	..	1	5	19	1	14	32	8	9	4	1	..	..	10	..	105	
OFFENCES AGAINST PROPERTY NEC																		
Break enter & steal	..	..	2	11	29	1	73	243	65	28	10	5	..	..	21	5	493	
Other	2	10	13	27	62	6	74	150	34	11	10	2	..	1	34	3	439	
TOTAL Offences against property nec	2	10	15	38	91	7	147	393	99	39	20	7	..	1	55	8	932	
DRIVING TRAFFIC & RELATED OFFENCES																		
TOTAL Driving traffic & related offences (d)	16	39	10	46	78	5	26	18	..	..	..	..	..	..	135	..	373	
OTHER OFFENCES																		
Offences against enforcement of order (e)	..	3	1	7	7	1	11	21	2	1	..	..	..	..	7	..	61	
Offences relating to drugs of addiction	..	7	3	6	18	1	24	102	39	41	22	8	..	..	15	..	286	
Other (incl. offensive behaviour & vagrancy)	1	..	4	..	11	..	1	1	6	..	2	..	..	..	..	..	26	
TOTAL Other Offences	1	10	8	13	36	2	36	124	47	42	24	8	..	..	22	..	373	
TOTAL ALL OFFENCES:	20	59	36	112	247	21	260	822	342	308	277	140	228	16	247	17	3152	

(a) See Explanatory Notes.

(b) For 1982, includes Sexual Assault, Categories 1, 2 & 3 under Section 61 of the N.S.W. Crimes Act.

(c) Includes indecent assault on and unlawful indecent acts with males and females (excluding buggery). For 1982 includes Sexual Assaults category 4 under Section 61 of the N.S.W. Crimes Act.

(d) Includes driving offences occasioning death or injury.

(e) Includes breach of parole & escape from lawful custody.

TABLE 12 (CONTD.). SENTENCED PRISONERS NSW, 30 JUNE 1982: MOST SERIOUS OFFENCE AND AGGREGATE SENTENCE IMPOSED (a).

MOST SERIOUS OFFENCE	AGGREGATE SENTENCE IMPOSED														TOTAL		
	1 and under 8 days	8 days and under 1 month	1 and under 3 months	3 and under 6 months	6 and under 9 months	9 and under 12 months	1 and under 2 years	2 and under 5 years	5 and under 7 years	7 and under 10 years	10 and under 15 years	15 years or more	Life	Governor's Pleasure		Periodic detention	Not Stated
FEMALES																	
HOMICIDES, ASSAULTS & LIKE OFFENCES																	
Murder .....	..	..	..	..	..	..	..	..	..	..	..	..	9	..	..	..	9
Manslaughter (excl. driving) .....	..	..	..	..	..	..	..	2	..	..	1	..	..	..	..	..	3
Major assault .....	..	..	..	..	..	..	..	4	1	1	..	..	..	..	..	..	6
Other (incl. kidnapping) .....	..	..	..	..	1	..	..	..	..	..	..	..	..	..	..	..	1
TOTAL Homicides, assaults etc .....	..	..	..	..	1	..	..	6	1	1	1	..	9	..	..	..	19
SEXUAL & RELATED OFFENCES (b)																	
TOTAL Sexual & related offences .....	..	..	..	..	..	..	..	1	..	..	..	..	..	..	..	..	1
ROBBERY & EXTORTION																	
Robbery with major assault .....	..	..	..	..	..	..	1	3	4	3	2	1	..	..	..	..	14
Other (incl. blackmail) .....	..	..	..	..	..	..	1	2	..	..	..	..	..	..	..	..	3
TOTAL Robbery & Extortion .....	..	..	..	..	..	..	2	5	4	3	2	1	..	..	..	..	17
FRAUD																	
TOTAL fraud .....	..	..	..	..	..	..	1	6	1	..	..	..	..	..	1	..	9
OFFENCES AGAINST PROPERTY NEC																	
Break enter & steal .....	..	..	..	..	..	..	2	11	1	..	..	..	..	..	..	..	14
Other .....	..	..	..	2	1	..	2	3	..	..	..	..	..	..	2	..	10
TOTAL offences against property nec .....	..	..	..	2	1	..	4	14	1	..	..	..	..	..	2	..	24
DRIVING TRAFFIC & RELATED OFFENCES																	
TOTAL Driving traffic & related offences (d) .....	..	..	..	..	..	..	..	..	..	..	..	..	..	..	1	..	1
OTHER OFFENCES																	
Offences against enforcement of order (e) .....	..	..	..	..	..	..	..	1	..	..	..	..	..	..	..	..	1
Offences relating to drug addiction .....	..	..	..	2	3	..	3	12	4	7	3	..	..	..	2	..	36
Other (incl. offensive behaviour & vagrancy) .....	..	..	..	..	..	..	..	..	..	..	..	..	..	..	..	..	..
TOTAL other offences .....	..	..	..	2	3	..	3	13	4	7	3	..	..	..	2	..	37
TOTAL ALL OFFENCES .....	..	..	..	4	5	..	10	45	11	11	6	1	9	..	6	..	108

- (a) See Explanatory Notes.
- (b) For 1982, includes Sexual Assault, Categories 1, 2 & 3 under Section 61 of the N.S.W. Crimes Act.
- (d) Includes driving offences occasioning death or injury.
- (e) Includes breach of parole & escape from lawful custody.

TABLE 13. SENTENCED PRISONERS, NSW, 30 JUNE 1982: MOST SERIOUS OFFENCE BY SEX BY COUNTRY OF BIRTH (a)

MOST SERIOUS OFFENCE	COUNTRY OF BIRTH														TOTAL ALL COUNTRIES	
	AUS-TRALIA	NEW ZEALAND	PAPUA NEW GUINEA	OTHER OCEANIA	VIETNAM KAMPUCHEA	OTHER ASIAN	EUROPEAN COUNTRIES					AMERICAN COUNTRIES	AFRICAN COUNTRIES	MIDDLE EAST		OTHER COUNTRIES
							UK	GREECE	ITALY	YUGOSLAVIA	OTHER EUROPE					
MALES																
HOMICIDES, ASSAULTS & LIKE OFFENCES																
Murder	176	8	..	..	..	4	11	..	8	10	11	1	..	7	1	237
Attempted murder	14	2	..	..	..	..	2	2	..	..	..	..	..	..	..	20
Conspiracy to murder	2	..	..	..	..	..	..	..	..	..	..	..	..	..	..	2
Manslaughter (excluding driving)	45	1	..	2	..	1	8	..	1	3	4	3	..	2	..	70
Major assault	87	4	..	..	..	3	5	..	..	7	5	4	1	5	..	121
Other (incl. kidnapping)	70	2	..	1	..	..	5	3	..	4	1	..	1	3	..	90
TOTAL Homicides, assaults etc	394	17	..	3	..	8	31	5	9	24	21	8	2	17	1	540
SEXUAL & RELATED OFFENCES																
Rape & similar offences (b)	188	3	..	1	..	1	6	1	3	1	..	..	..	2	..	206
Carnal knowledge, incest	20	..	..	..	..	..	1	..	1	..	..	..	..	..	..	22
Indecent assault (c)	22	1	..	..	..	..	2	..	..	1	2	..	..	..	1	29
Buggery & Bestiality	14	1	..	..	..	..	1	..	..	..	..	..	..	..	..	16
TOTAL Sexual & related offences	244	5	..	1	..	1	10	1	4	2	2	..	..	2	1	273
ROBBERY & EXTORTION																
Robbery with major assault	385	23	1	1	..	2	26	..	2	4	9	3	..	8	..	464
Other (incl. blackmail)	75	4	..	..	..	..	5	..	1	..	3	2	1	1	..	92
TOTAL Robbery & Extortion	460	27	1	1	..	2	31	..	3	4	12	5	1	9	..	556
FRAUD																
TOTAL Fraud	78	7	..	1	..	..	13	..	1	1	3	..	..	1	..	105
OFFENCES AGAINST PROPERTY NEC																
Break enter & steal	415	11	..	2	..	4	27	..	4	9	14	1	..	4	2	493
Other	363	19	1	1	2	..	27	3	1	8	4	1	2	4	3	439
TOTAL offences against property nec	778	30	1	3	2	4	54	3	5	17	18	2	2	8	5	932
DRIVING TRAFFIC & RELATED OFFENCES																
TOTAL Driving traffic & related offences (d)	296	12	..	1	..	3	21	2	3	10	19	1	..	3	2	373
OTHER OFFENCES																
Offences against enforcement of order (e)	47	4	..	..	..	1	3	..	1	1	2	2	..	..	..	61
Offences relating to drugs of addiction	165	19	..	..	..	5	17	2	18	7	11	7	3	32	..	286
Other (incl. offensive behaviour & vagrancy)	17	1	..	..	..	1	1	..	1	1	2	2	..	..	..	26
TOTAL Other offences	229	24	..	..	..	7	21	2	20	9	15	11	3	32	..	373
TOTAL ALL OFFENCES	2479	122	2	10	2	25	181	13	45	67	90	27	8	72	9	3152

(a) See Explanatory Notes.

(b) For 1982, includes Sexual Assault, Categories 1, 2 & 3 under Section 61 of the N.S.W. Crimes Act.

(c) Includes indecent assault on and unlawful indecent acts with males and females (excluding buggery). For 1982 includes Sexual Assaults category 4 under Section 61 of the N.S.W. Crimes Act.

(d) Includes driving offences occasioning death or injury.

(e) Includes breach of parole & escape from lawful custody.

TABLE 13 (CONTD.), SENTENCED PRISONERS, NSW, 30 JUNE 1982: MOST SERIOUS OFFENCE BY COUNTRY OF BIRTH, BY SEX (a)

MOST SERIOUS OFFENCE	COUNTRY OF BIRTH													TOTAL ALL COUNTRIES		
	AUS-TRALIA	NEW ZEALAND	PAPUA NEW GUINEA	OTHER OCEANIA	VIETNAM KAMPUCHEA	OTHER ASIAN	EUROPEAN COUNTRIES				AMERICAN COUNTRIES	AFRICAN COUNTRIES	MIDDLE EAST		OTHER COUNTRIES	
							UK	GREECE	ITALY	YUGOSLAVIA						OTHER EUROPE
FEMALES																
HOMICIDES, ASSAULTS & LIKE OFFENCES																
Murder	6	2	..	..	..	..	..	..	..	..	1	..	..	..	..	9
Manslaughter (excl. driving)	3	..	..	..	..	..	..	..	..	..	..	..	..	..	..	3
Major assault	5	..	..	..	..	..	..	..	..	1	..	..	..	..	..	6
Other (incl. kidnapping)	1	..	..	..	..	..	..	..	..	..	..	..	..	..	..	1
TOTAL Homicides, assaults etc	15	2	..	..	..	..	..	..	..	1	1	..	..	..	..	19
SEXUAL & RELATED OFFENCES (b)																
TOTAL Sexual & related offences	1	..	..	..	..	..	..	..	..	..	..	..	..	..	..	1
ROBBERY & EXTORTION																
Robbery with major assault	12	1	..	..	..	..	1	..	..	..	..	..	..	..	..	14
Other (incl. blackmail)	3	..	..	..	..	..	..	..	..	..	..	..	..	..	..	3
TOTAL Robbery & Extortion	15	1	..	..	..	..	1	..	..	..	..	..	..	..	..	17
FRAUD																
TOTAL Fraud	7	..	..	..	..	..	1	..	..	1	..	..	..	..	..	9
OFFENCES AGAINST PROPERTY NEC																
Break enter & steal	13	1	..	..	..	..	..	..	..	..	..	..	..	..	..	14
Other	7	..	..	..	..	..	3	..	..	..	..	..	..	..	..	10
TOTAL Offences against property nec	20	1	..	..	..	..	3	..	..	..	..	..	..	..	..	24
DRIVING TRAFFIC & RELATED OFFENCES																
TOTAL Driving traffic & related offences (d)	1	..	..	..	..	..	..	..	..	..	..	..	..	..	..	1
OTHER OFFENCES																
Offences against enforcement of order (e)	..	..	..	..	..	..	1	..	..	..	..	..	..	..	..	1
Offences relating to drug addiction	19	8	1	..	..	..	2	..	..	..	..	2	..	4	..	36
Other (incl. offensive behaviour & vagrancy)	..	..	..	..	..	..	..	..	..	..	..	..	..	..	..	..
TOTAL other offences	19	8	1	..	..	..	3	..	..	..	..	2	..	4	..	37
TOTAL ALL OFFENCES	78	12	1	..	..	..	8	..	..	2	1	2	..	4	..	108

- (a) See Explanatory Notes.
- (b) For 1982, includes Sexual Assault, Categories 1, 2 & 3 under Section 61 of the N.S.W. Crimes Act.
- (c) Includes indecent assault on and unlawful indecent acts with males and females (excluding buggery). For 1982 includes Sexual Assaults category 4 under Section 61 of the N.S.W. Crimes Act.
- (d) Includes driving offences occasioning death or injury.
- (e) Includes breach of parole & escape from lawful custody.

TABLE 14. SENTENCED PRISONERS, NSW, 30 JUNE 1982: SEX BY LEGAL STATUS BY TYPE OF SENTENCE

Type of Sentence	Awaiting appeal result	Under sentence - no appeal current	Governor's Pleasure	Total Sentenced	
				Number	%
MALES					
Life	15	213	—	228	7.2
Governor's Pleasure	—	—	16	16	0.5
Administrative order	—	1	—	1	0.1
Indefinite (non-parole period specified)	104	1864	—	1968	62.5
Definite —					
(Non-parole period <i>not</i> specified)	21	616	—	637	20.2
Fine Default	—	55	—	55	1.7
Periodic Detention	2	245	—	247	7.8
Total Definite	23	916	—	939	29.7
<b>TOTAL MALES</b>	<b>142</b>	<b>2994</b>	<b>16</b>	<b>3152</b>	<b>100.0</b>
FEMALES					
Life	2	7	—	9	8.3
Governor's Pleasure	—	—	—	—	—
Administrative order	—	—	—	—	—
Indefinite (non-parole period specified)	5	66	—	71	65.7
Definite —					
(Non-parole period <i>not</i> specified)	1	21	—	22	20.4
Fine default	—	—	—	—	—
Periodic Detention	—	6	—	6	5.6
Total Definite	1	27	—	28	26.0
<b>TOTAL FEMALES</b>	<b>8</b>	<b>100</b>	<b>—</b>	<b>108</b>	<b>100.0</b>
PERSONS					
Life	17	220	—	237	7.3
Governor's Pleasure	—	—	16	16	0.5
Administrative order	—	1	—	1	—
Indefinite (non-parole period specified)	109	1930	—	2039	62.5
Definite —					
(Non-parole period <i>not</i> specified)	22	637	—	659	20.2
Fine default	—	55	—	55	1.7
Periodic Detention	2	251	—	253	7.8
Total Definite	24	943	—	967	29.7
<b>TOTAL — NUMBER</b>	<b>150</b>	<b>3094</b>	<b>16</b>	<b>3260</b>	<b>100.0</b>
— %	4.6	94.9	0.5	100.0	

TABLE 15: SENTENCED PRISONERS, NSW, 30 JUNE 1982: ABORIGINALITY BY LEGAL STATUS BY TYPE OF SENTENCE

Type of sentence	Awaiting appeal result	Under sentence - no appeal current (a)	Total	
			Number	%
ABORIGINALS/TORRES STRAIT ISLANDERS				
Life	1	3	4	2.1
Governor's Pleasure	—	—	—	—
Administrative order	—	—	—	—
Indefinite (non-parole period specified)	4	131	135	71.1
Definite —				
(Non-parole period <i>not</i> specified)	1	39	40	21.0
Fine default	—	4	4	2.1
Periodic detention	—	7	7	3.7
Total definite	1	50	51	26.8
<b>Total — Aboriginals/Torres St Islanders</b>	<b>6</b>	<b>184</b>	<b>190</b>	<b>100.0</b>
OTHER AND UNKNOWN				
Life	16	217	233	7.6
Governor's Pleasure	—	16	16	0.5
Administrative order	—	1	1	—
Indefinite (non-parole period specified)	105	1799	1904	62.0
Definite —				
(Non-parole period <i>not</i> specified)	21	598	619	20.2
Fine default	—	51	51	1.7
Periodic detention	2	244	246	8.0
Total definite	23	893	916	29.9
<b>Total — other and unknown</b>	<b>144</b>	<b>2926</b>	<b>3070</b>	<b>100.0</b>
TOTAL PRISONERS				
Life	17	220	237	7.3
Governor's Pleasure	—	16	16	0.5
Administrative order	—	1	1	—
Indefinite (non-parole period specified)	109	1930	2039	62.5
Definite —				
(Non-parole period <i>not</i> specified)	22	637	659	20.2
Fine default	—	55	55	1.7
Periodic detention	2	251	253	7.8
Total definite	24	943	967	29.7
<b>TOTAL — Number</b>	<b>150</b>	<b>3110</b>	<b>3260</b>	<b>100.0</b>
— %	4.6	95.4	100.0	

(a) Includes Governor's Pleasure prisoners.



TABLE 16. SENTENCED PRISONERS, NSW, 30 JUNE 1982. COURT BY TYPE OF SENTENCE BY LEGAL STATUS

Type of sentence	Level of court			Total	
	Supreme	District	Lower	Number	%
AWAITING APPEAL RESULT					
Life	17	—	—	17	7.7
Governor's Pleasure	13	3	—	16	7.2
Administrative order	—	—	—	—	—
Indefinite (non-parole period specified)	19	86	4	109	49.3
Definite —					
(Non-parole period <i>not</i> specified)	4	5	13	22	10.0
Fine default	—	—	55	55	24.9
Periodic detention	—	1	1	2	0.9
Total definite	4	6	69	79	35.8
<b>Total</b>	<b>53</b>	<b>95</b>	<b>73</b>	<b>221</b>	<b>100</b>
NO APPEAL CURRENT (a)					
Life	211	9	—	220	7.2
Governor's Pleasure	—	—	—	—	—
Administrative order	1	—	—	1	—
Indefinite (non-parole period specified)	(a) 260	1528	142	1930	63.5
Definite —					
(Non-parole period <i>not</i> specified)	(a) 32	197	408	637	21.0
Fine default	—	—	—	—	—
Periodic detention	—	89	162	251	8.3
Total definite	32	286	570	888	29.3
<b>Total</b>	<b>504</b>	<b>1823</b>	<b>712</b>	<b>3039</b>	<b>100</b>
TOTAL					
Life	228	9	—	237	7.3
Governor's Pleasure	13	3	—	16	0.5
Administrative order	1	—	—	1	—
Indefinite (non-parole period specified)	279	1614	146	2039	62.5
Definite —					
(Non-parole period <i>not</i> specified)	36	202	421	659	20.2
Fine default	—	—	55	55	1.7
Periodic detention	—	90	163	253	7.8
Total definite	36	292	639	967	29.7
<b>TOTAL — Number</b>	<b>557</b>	<b>1918</b>	<b>785</b>	<b>3260</b>	<b>100</b>
— %	17.1	58.8	24.1	100	

(a) Includes 1 person sentenced by the Federal Court.

TABLE 17. SENTENCED PRISONERS, HELD FOR BREACH OF CONDITIONS OF RELEASE, NSW, 30 JUNE 1982: MOST SERIOUS OFFENCE BY SENTENCE SERVED (a)

MOST SERIOUS OFFENCE	SENTENCE SERVED											TOTAL	
	7 days or less	8 days-1 month	1 month-3 months	3 months-6 months	6 months-9 months	9 months-12 months	12 months-2 years	2 years-5 years	5 years-7 years	7 years-10 years	10 years-15 years		15 years +
MALES & FEMALES													
<b>HOMICIDES, ASSAULTS &amp; LIKE OFFENCES</b>							1	4	1	4	3	1	14
Murder .....	..	..	..	..	..	..	..	1	..	..	..	..	1
Attempted murder .....	..	..	..	..	..	..	..	..	..	..	..	..	..
Conspiracy to murder .....	..	..	..	..	..	..	..	..	..	..	..	..	..
Manslaughter .....	..	..	..	1	..	..	1	2	2	1	..	..	8
Major assault .....	..	..	..	..	1	2	2	6	1	3	..	..	15
Other (incl. kidnapping) .....	..	..	..	..	..	..	3	6	..	..	2	..	11
<b>TOTAL Homicides &amp; assaults nec</b> .....	..	..	..	1	1	2	7	19	4	8	5	2	49
<b>SEXUAL &amp; RELATED OFFENCES (b)</b>													
Rape & similar offences .....	1	1	..	1	1	1	1	11	9	4	7	1	38
Carnal knowledge, incest .....	..	..	..	..	1	..	..	..	1	1	..	..	3
Indecent assault (c) .....	..	..	..	..	2	..	2	1	..	..	1	..	6
Buggery & Bestiality .....	1	1	..	..	..	..	1	..	..	1	..	1	5
<b>TOTAL Sexual &amp; related offences</b> .....	2	2	..	1	4	1	4	12	10	6	8	2	52
<b>ROBBERY &amp; EXTORTION</b>													
Robbery with major assault .....	4	1	1	5	4	2	16	43	17	19	14	1	127
Other (incl. blackmail) .....	2	..	..	1	..	1	3	8	..	..	..	..	15
<b>TOTAL Robbery &amp; Extortion</b> .....	6	1	1	6	4	3	19	51	17	19	14	1	142
<b>FRAUD</b>													
TOTAL Fraud .....	..	..	1	1	1	1	1	6	2	2	..	..	15
<b>OFFENCES AGAINST PROPERTY NEC</b>													
Break enter & steal .....	4	4	5	9	9	10	23	36	8	7	2	..	117
Other .....	3	2	4	10	4	2	22	27	1	5	1	..	81
<b>TOTAL Offences against property nec</b> .....	7	6	9	19	13	12	45	63	9	12	3	..	198
<b>DRIVING TRAFFIC &amp; RELATED OFFENCES</b>													
TOTAL Driving traffic & related offences (d) .....	..	..	..	..	1	..	..	2	..	..	..	..	3
<b>OTHER OFFENCES</b>													
Offences against enforcement of order (e) .....	..	2	..	1	..	..	2	1	1	1	..	..	8
Offences relating to drugs of addiction etc .....	..	..	1	..	..	..	2	3	1	1	..	..	8
Other (incl. offensive behaviour & vagrancy) .....	..	..	..	..	..	..	1	..	..	1	..	..	2
<b>TOTAL other offences</b> .....	..	2	1	1	..	..	5	4	2	3	..	..	18
<b>TOTAL ALL OFFENCES</b> .....	15	11	12	29	24	19	81	157	44	50	30	5	477

(a) See Explanatory Notes.

(b) For 1982, includes Sexual Assault, Categories 1, 2 & 3 under Section 61 of the N.S.W. Crimes Act.

(c) Includes indecent assault on and unlawful indecent acts with males and females (excluding buggery). For 1982 includes Sexual Assaults category 4 under Section 61 of the N.S.W. Crimes Act.

(d) Includes driving offences occasioning death or injury.

(e) Includes breach of parole & escape from lawful custody.

TABLE 18. UNSENTENCED PRISONERS, NSW, 30 JUNE 1982: MOST SERIOUS OFFENCE AND TIME HELD (a)

MOST SERIOUS OFFENCE	TIME HELD (MONTHS)																TOTAL
	Under 1	1 and under 2	2 and under 3	3 and under 4	4 and under 5	5 and under 6	6 and under 7	7 and under 8	8 and under 9	9 and under 10	10 and under 11	11 and under 12	12 and under 14	14 and under 16	16 and under 18	18 or more	
MALES																	
HOMICIDES, ASSAULTS & LIKE OFFENCES																	
Murder	..	5	9	5	3	1	1	1	1	1	..	1	..	..	..	..	28
Attempted Murder	6	2	2	1	2	1	..	1	..	1	..	1	..	..	..	1	17
Conspiracy to murder	..	..	..	..	1	..	..	..	..	1	..	..	..	..	..	..	1
Manslaughter (excl. driving)	..	..	..	..	..	..	..	..	..	..	..	..	..	..	..	..	1
Major assault	3	1	7	2	5	2	..	3	..	..	..	..	..	..	..	..	23
Other (incl. kidnapping)	9	..	..	2	2	1	..	1	1	..	..	..	..	..	..	..	14
TOTAL Homicides, assaults etc	18	8	18	8	13	5	1	6	2	2	..	1	1	..	..	1	84
SEXUAL & RELATED OFFENCES (b)																	
Rape & similar offences	5	5	2	2	9	1	2	..	..	..	..	..	..	..	1	..	27
Carnal knowledge, incest	..	..	..	..	..	..	..	..	..	..	..	..	..	..	..	..	5
Indecent assault (c)	2	1	1	..	..	..	1	..	..	..	..	..	..	..	..	..	..
Buggery & Bestiality	..	..	..	..	..	..	..	..	..	..	..	..	..	..	..	..	..
TOTAL sexual & related offences	7	6	3	2	9	1	3	..	..	..	..	..	..	..	1	..	32
ROBBERY & EXTORTION																	
Robbery with major assault	7	7	7	5	3	2	1	1	1	1	..	2	2	..	1	..	40
Other (incl. blackmail)	5	3	6	6	6	2	3	2	3	4	..	1	2	..	..	..	43
TOTAL robbery & extortions	12	10	13	11	9	4	4	3	4	5	..	3	4	..	1	..	83
FRAUD																	
TOTAL fraud	9	2	2	4	..	1	3	..	..	..	..	1	..	..	2	..	24
OFFENCES AGAINST PROPERTY NEC																	
Break enter and steal	30	16	5	8	..	1	2	..	1	1	4	..	..	..	..	..	68
Other	31	14	4	1	5	1	2	2	..	..	..	..	..	..	1	..	61
TOTAL offences against property nec	61	30	9	9	5	2	4	2	1	1	4	..	..	..	1	..	129
DRIVING TRAFFIC & RELATED OFFENCES																	
TOTAL Driving & traffic related offences (d)	4	..	..	..	..	..	..	..	..	..	..	..	..	..	..	..	4
OTHER OFFENCES																	
Offences against enforcement of order (e)	3	2	2	1	..	..	..	..	..	..	..	..	..	..	..	..	8
Offences relating to drugs of addiction	17	4	11	8	3	8	2	1	..	2	..	..	..	..	..	..	8
Other (incl. offensive behaviour & vagrancy)	4	3	..	..	1	..	..	..	..	..	..	..	2	..	..	..	58
TOTAL other offences	24	9	13	9	4	8	2	1	..	2	..	..	2	..	..	..	74
TOTAL ALL OFFENCES	135	65	58	43	40	21	17	12	8	9	4	5	5	2	5	1	430

- (a) See Explanatory Notes.
- (b) For 1982, includes Sexual Assault, Categories 1, 2 & 3 under Section 61 of the N.S.W. Crimes Act.
- (c) Includes indecent assault on and unlawful indecent acts with males and females (excluding buggery). For 1982 includes Sexual Assaults category 4 under Section 61 of the N.S.W. Crimes Act.
- (d) Includes driving offences occasioning death or injury.
- (e) Includes breach of parole & escape from lawful custody.

TABLE 18 (CONTD.). UNSENTENCED PRISONERS, NSW, 30 JUNE 1982: MOST SERIOUS OFFENCE & TIME HELD (a).

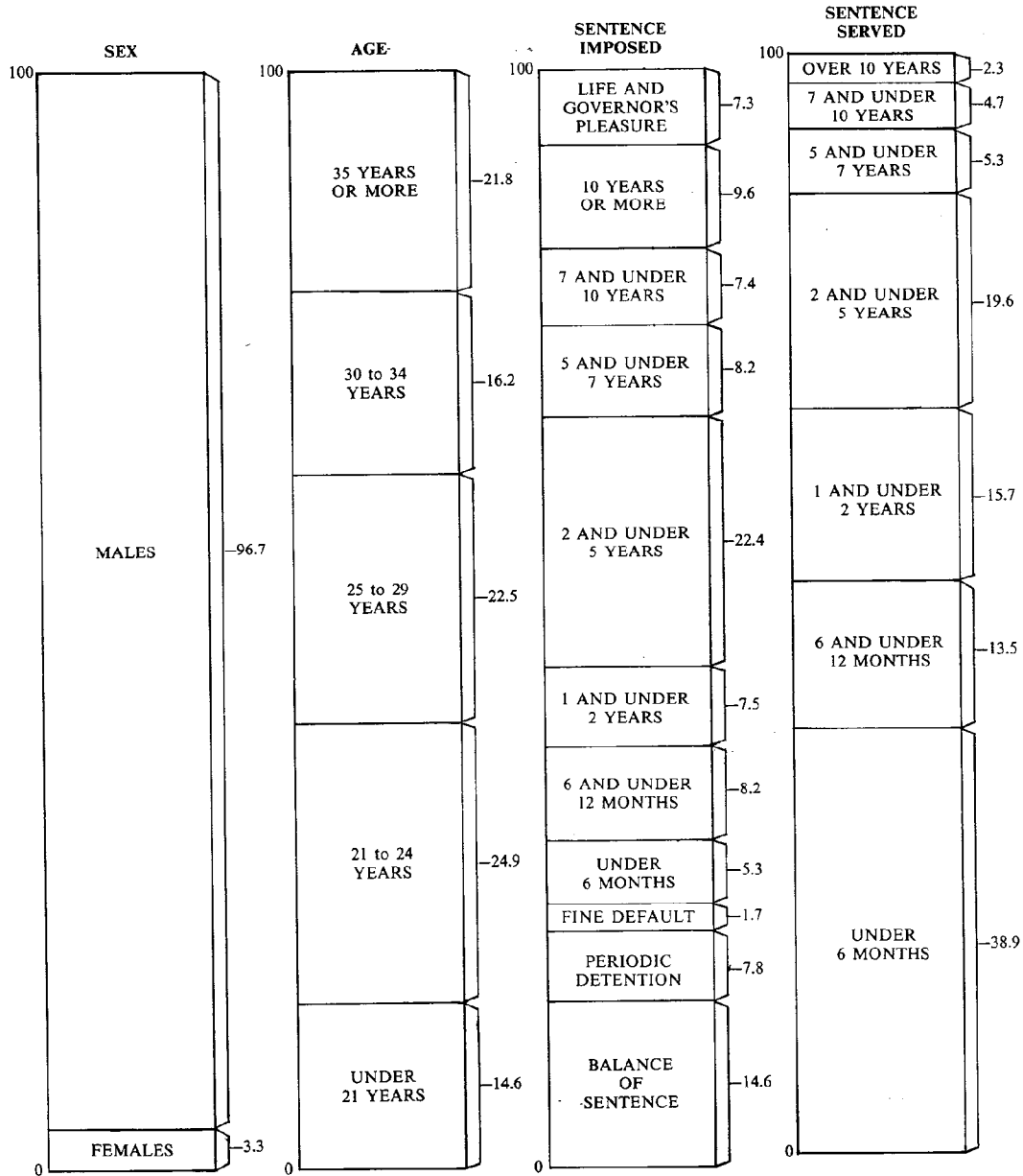
MOST SERIOUS OFFENCE	TIME HELD (MONTHS)																TOTAL
	Under 1	1 and under 2	2 and under 3	3 and under 4	4 and under 5	5 and under 6	6 and under 7	7 and under 8	8 and under 9	9 and under 10	10 and under 11	11 and under 12	12 and under 14	14 and under 16	16 and under 18	18 or more	
FEMALES																	
<b>HOMICIDES, ASSAULTS &amp; LIKE OFFENCES</b>																	2
Murder	1	1	..	..	..	..	..	..	..	..	..	..	..	..	..	1	2
Manslaughter (excl. driving)	..	1	..	..	..	..	..	..	..	..	..	..	..	..	..	..	3
Major assault	2	..	..	1	..	..	..	..	..	..	..	..	..	..	..	..	2
Other (incl. kidnapping)	1	..	..	..	..	..	..	..	..	..	..	..	1	..	..	..	2
<b>TOTAL Homicides, assaults etc</b>	<b>4</b>	<b>2</b>	<b>..</b>	<b>1</b>	<b>..</b>	<b>..</b>	<b>..</b>	<b>..</b>	<b>..</b>	<b>..</b>	<b>..</b>	<b>..</b>	<b>1</b>	<b>..</b>	<b>..</b>	<b>1</b>	<b>9</b>
<b>SEXUAL &amp; RELATED OFFENCES (b)</b>																	..
<b>TOTAL Sexual &amp; related offences</b>	..	..	..	..	..	..	..	..	..	..	..	..	..	..	..	..	..
<b>ROBBERY &amp; EXTORTION</b>																	2
Robbery with major assault	2	..	..	..	1	..	1	..	1	..	..	..	..	..	..	..	3
Other (incl. blackmail)	..	..	..	..	..	..	..	..	..	..	..	..	..	..	..	..	..
<b>TOTAL Robbery &amp; Extortion</b>	<b>2</b>	<b>..</b>	<b>..</b>	<b>..</b>	<b>1</b>	<b>..</b>	<b>1</b>	<b>..</b>	<b>1</b>	<b>..</b>	<b>..</b>	<b>..</b>	<b>..</b>	<b>..</b>	<b>..</b>	<b>..</b>	<b>5</b>
<b>FRAUD</b>																	1
<b>TOTAL Fraud</b>	<b>1</b>	<b>..</b>	<b>..</b>	<b>..</b>	<b>..</b>	<b>..</b>	<b>..</b>	<b>..</b>	<b>..</b>	<b>..</b>	<b>..</b>	<b>..</b>	<b>..</b>	<b>..</b>	<b>..</b>	<b>..</b>	<b>1</b>
<b>OFFENCES AGAINST PROPERTY NEC</b>																	1
Break enter & steal	1	..	..	..	..	..	..	..	..	..	..	..	..	..	..	..	3
Other	1	2	..	..	..	..	..	..	..	..	..	..	..	..	..	..	4
<b>TOTAL offences against property nec</b>	<b>2</b>	<b>2</b>	<b>..</b>	<b>..</b>	<b>..</b>	<b>..</b>	<b>..</b>	<b>..</b>	<b>..</b>	<b>..</b>	<b>..</b>	<b>..</b>	<b>..</b>	<b>..</b>	<b>..</b>	<b>..</b>	<b>4</b>
<b>DRIVING TRAFFIC &amp; RELATED OFFENCES</b>																	..
<b>TOTAL Driving traffic &amp; related offences (c)</b>	..	..	..	..	..	..	..	..	..	..	..	..	..	..	..	..	..
<b>OTHER OFFENCES</b>																	1
Offences against enforcement of order (e)	1	..	..	..	..	..	..	..	..	..	..	..	..	..	..	..	9
Offences related to drug addiction	3	3	1	..	2	..	..	..	..	..	..	..	..	..	..	..	..
Other (incl. offensive behaviour & vagrancy)	..	..	..	..	..	..	..	..	..	..	..	..	..	..	..	..	..
<b>TOTAL Other Offences</b>	<b>4</b>	<b>3</b>	<b>1</b>	<b>..</b>	<b>2</b>	<b>..</b>	<b>..</b>	<b>..</b>	<b>..</b>	<b>..</b>	<b>..</b>	<b>..</b>	<b>..</b>	<b>..</b>	<b>..</b>	<b>..</b>	<b>10</b>
<b>TOTAL ALL OFFENCES</b>	<b>13</b>	<b>7</b>	<b>1</b>	<b>1</b>	<b>3</b>	<b>..</b>	<b>1</b>	<b>..</b>	<b>1</b>	<b>..</b>	<b>..</b>	<b>..</b>	<b>1</b>	<b>..</b>	<b>..</b>	<b>1</b>	<b>29</b>

(a) See Explanatory Notes.  
 (b) For 1982, includes Sexual Assault, Categories 1, 2 & 3 under Section 61 of the N.S.W. Crimes Act.  
 (c) Includes driving offences occasioning death or injury.  
 (d) Includes breach of parole & escape from lawful custody.

TABLE 19. UNSENTENCED PRISONERS, NSW, 30 JUNE 1982: LEGAL STATUS BY ABORIGINALITY &amp; LEVEL OF COURT

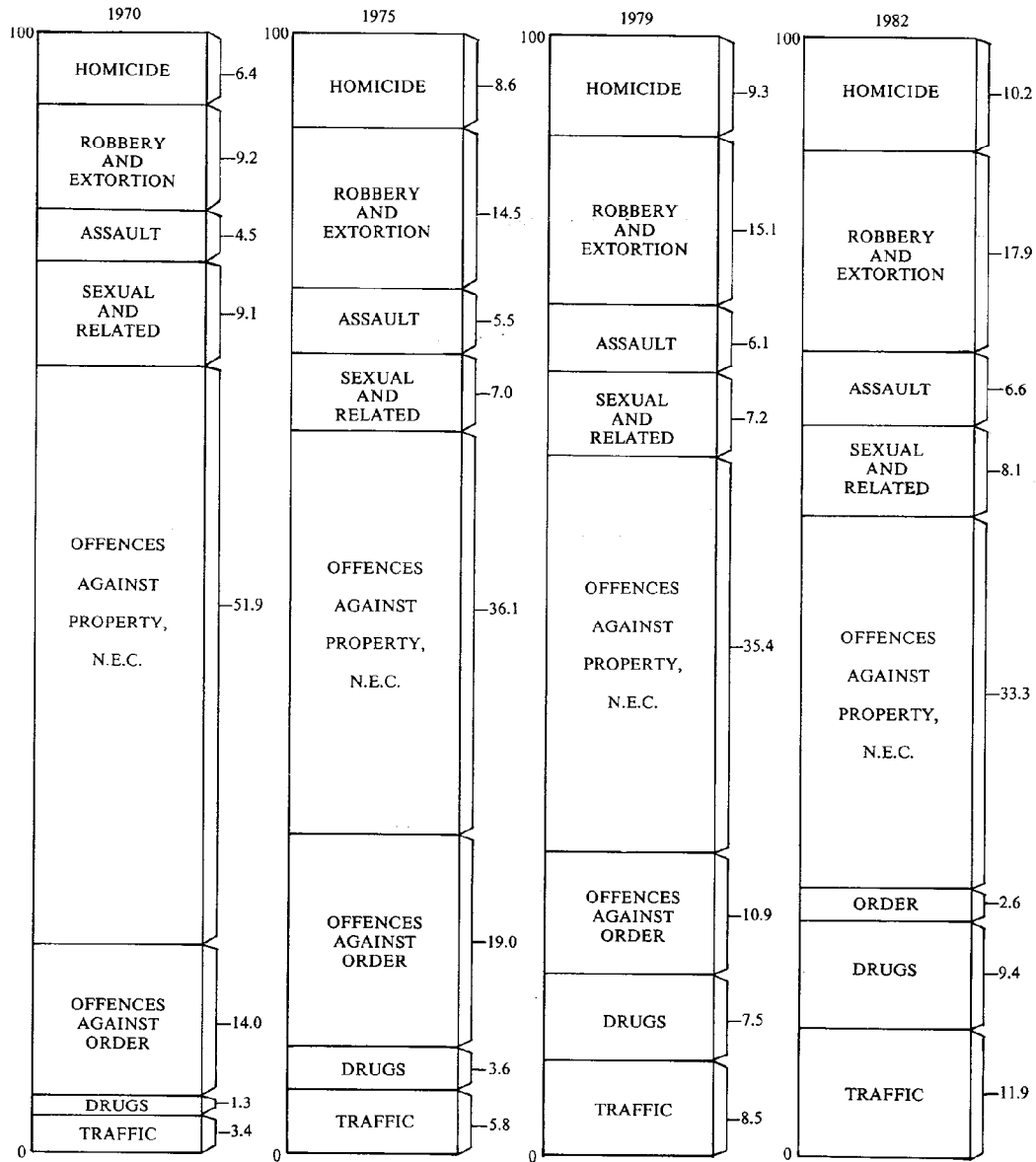
Aboriginality & Level of Court	Unconvicted	Convicted, awaiting Sentence	TOTAL	
			Number	%
<b>Aboriginality</b>				
Aboriginal or Torres St Islander .....	24	2	26	7.2
Not aboriginal/Torres St Islander .....	345	83	428	91.4
Unknown .....	4	1	5	1.4
<b>TOTAL</b> .....	<b>373</b>	<b>86</b>	<b>459</b>	<b>100</b>
<b>Level of Court</b>				
Supreme .....	13	12	25	5.4
District .....	98	51	149	32.5
Lower .....	262	23	285	62.1
<b>TOTAL</b> .....	<b>373</b>	<b>86</b>	<b>459</b>	<b>100</b>

**GRAPHIC SUMMARY OF PARTICULARS RELATING TO PERSONS  
HELD WITH A SENTENCE PASSED AT 30 JUNE 1982. N.S.W.**  
(per cent of total persons held in custody with a sentence passed)



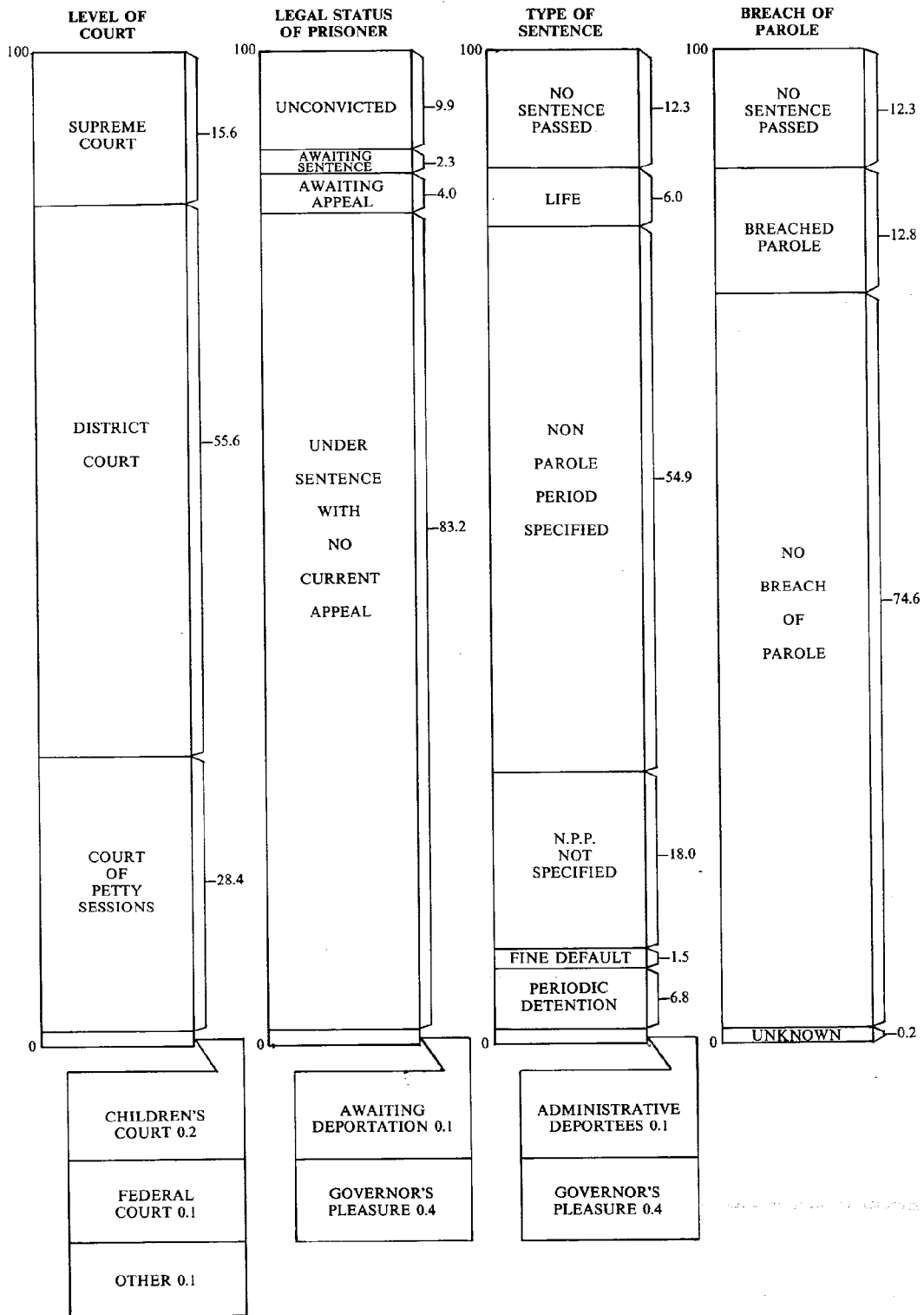
Note. For definitions and concepts used, see Explanatory notes.

**GRAPHIC SUMMARY OF OFFENCE TYPES FOR PERSONS HELD IN CUSTODY UNDER SENTENCE AT 30 JUNE FOR SELECTED YEARS. N.S.W.**  
(per cent of total persons held in custody under sentence)



Note. For definitions of categories used see the Explanatory notes and previous ABS 'PRISON STATISTICS' publications.

GRAPHIC SUMMARY OF  
CHARACTERISTICS OF PRISONERS - 30 JUNE 1982. N.S.W.



Note. For definitions and concepts used, see Explanatory Notes.





MOST SERIOUS OFFENCE - INSTRUCTIONS (Question 14)

These instructions explain how to choose the most serious offence where there is more than one offence. The offence codes are in the coding manual.

NOTE: Even if the choice of the Most Serious Offence is relatively straight forward, it is still necessary to both WRITE the offence in the space provided and CODE the one Most Serious Offence in the boxes provided.

FIRST decide whether a sentence has been passed for any offence. If a sentence has been passed ignore any undecided appeal.

Consider all offences in the episode since first receipt, including offences for which sentence has expired.

WHERE no sentence has been passed, choose the offence with the lowest code number.

WHERE sentence has been passed choose the offence with the longest sentence for a single count.

WHERE equal sentences have been passed for more than one type of offence, code the offence with the lowest code number.

WHERE the prisoner was in breach of parole or licence, consider all offences and sentences since receipt before release on parole.

WHERE a prisoner on remand or awaiting trial is serving time in default of fine(s), and has no other sentence, choose the offence with the greatest monetary value. If the value is equal for different offences, choose the offence with the lowest code.

WHERE the same sentence has been given for more than one offence, write in each offence and sentence in the spaces provided.

IF unsure which offence to code, write in each possible choice and its sentence (if any) in the spaces provided.

A life sentence is treated as longer than detention at the Governor's Pleasure, and both life and G.P. as longer than any other sentence.

The act of attempting, conspiring, or inciting others to commit a crime, aiding in the commission of a crime, or participating as an accessory before the fact to a crime, should be classified to the offence group to which the crime itself belongs. Separate groups have been provided, however, for Attempted Murder and Conspiracy to Murder. Accessory after the fact is included in Group 500 under Offences Against Enforcement of Order.

NOTE: Where a prisoner has had parole or licence revoked, or been recaptured after escape, the one episode could include two (or more) periods actually in prison.

A detailed example of this is provided in the Census Manual.

12 HIGHEST LEVEL OF EDUCATION:

P.D.C.'s complete. Otherwise leave this question blank

- |  |  |                        |
|--|--|------------------------|
| 1. Tertiary (degree, diploma)              | 4. Completed secondary (certificate level) | 7. Part primary        |
| 2. Technical & trade (apprenticeship etc.) | 5. Part secondary                          | 8. No formal schooling |
| 3. Post-Secondary undefined                | 6. Completed primary only                  | 9. Unknown/not stated  |

(Write in:)

28

PART II - RECEPTION INFORMATION (FROM DESCRIPTION CARD)

13 DATE OF RECEIVAL

The date of first receipt into a gazetted prison in respect of the current episode. If the prisoner is in on breach of parole - code date of receipt for the original sentence.

29 30 31 32 33 34  
       
 d d m m y y

14 MOST SERIOUS OFFENCE: (See instructions - if unsure write all possibilities, (write in: offence(s), code it) one per line)

1. \_\_\_\_\_
2. \_\_\_\_\_
3. \_\_\_\_\_
4. \_\_\_\_\_
5. \_\_\_\_\_

35 36 37

15 LEVEL OF COURT OF SENTENCE, OR OF MOST RECENT REMAND IN CUSTODY

- Note:
- a. Where an episode comprises order/sentences of various levels of court, select the level of court appropriate to the most serious matter.
  - b. Appeal courts should be recorded only where such courts have altered the length of sentence.
  - c. For prisoners not under sentence record the level at which most recently remanded in custody.
  - d. If unsure of most serious matter, note offence number and code in space below \*

- Code:
- |                             |                                  |
|-----------------------------|----------------------------------|
| 1 - Supreme Court           | 4 - Children's Court             |
| 2 - District Court          | 5 - Federal Court of Aust.       |
| 3 - Court of Petty Sessions | 6 - Other (e.g. Admin. decision) |
|                             | 9 - Unknown/not stated           |

38

\* Use only in unsure cases Offence 1: code \_\_, offence 2: code \_\_, offence 3: code \_\_, offence 4: code \_\_, offence 5: code \_\_.

16 LEGAL STATUS OF PRISONER AT CENSUS DATE

- |      |   |   |
|------|---|---|
| Code | 1 Unconvicted: awaiting court/hearing extradition | 3 Awaiting result of appeal against verdict or sentence               |
|      | 2 Convicted but awaiting sentence                 | 4 Under sentence: no appeal current                                   |
|      | 5 Awaiting deportation                            | 6 Detained as unfit to plead, not guilty on grounds of insanity, etc. |
|      | 9 Unknown/Not stated                              |   |

IF ANY OF THESE CODES ARE USED STOP HERE

STOP

IF ANY OF THESE CODES ARE USED CONTINUE ON WITH PART III

39

PART III - SENTENCE INFORMATION (TO BE COMPLETED FOR PRISONERS WITH LEGAL STATUS 3, 4, 6)

17 TYPE OF SENTENCE FOR MOST SERIOUS OFFENCE

Codes: <u>Indeterminate</u>	<u>Indefinite</u>	<u>Definite</u>
1 - Life	4 - Non-Parole Period specified	5 - Non-Parole Period <u>not</u> specified
2 - Governor's Pleasure		6 - Fine default only
3 - (not in use in N.S.W.)		7 - Periodic/weekend detention
	9 - Unknown/not stated	40 <input type="checkbox"/>

18 LENGTH OF SENTENCE SPECIFICALLY FOR MOST SERIOUS OFFENCE

The length of sentence of the most serious single count against the prisoner - not the total sentence

	41	42	43	44	45	46	47	48		
	<input type="checkbox"/>	<input type="checkbox"/>	<input type="checkbox"/>	<input type="checkbox"/>	<input type="checkbox"/>	<input type="checkbox"/>	<input type="checkbox"/>	<input type="checkbox"/>		
P.D.C.'s counted as number of weekends.							years	months	days	weekends

19 TOTAL NUMBER OF OFFENCES FOR WHICH CURRENTLY SENTENCED

Code the actual number of offences, if known and less than 90 (counts not offence types) 49 50  
Code 90 if actual number is 90 or more  
Code 99 if number unknown

20 AGGREGATE SENTENCE

The longest period that the person may be detained for in the current episode. (Total head sentence).

P.D.C.'s counted as number of weekends

	51	52	53	54	55	56	57	58		
	<input type="checkbox"/>	<input type="checkbox"/>	<input type="checkbox"/>	<input type="checkbox"/>	<input type="checkbox"/>	<input type="checkbox"/>	<input type="checkbox"/>	<input type="checkbox"/>		
							years	months	days	weekends

21 DATE (AGGREGATE) SENTENCE COMMENCED

(If any person is on breach of parole, date is date of receipt for original sentence)

	59	60	61	62	63	64
	<input type="checkbox"/>	<input type="checkbox"/>	<input type="checkbox"/>	<input type="checkbox"/>	<input type="checkbox"/>	<input type="checkbox"/>
	d	d	m	m	y	y

22 EARLIEST DATE OF RELEASE

To be calculated in respect of the aggregate sentence, allowing for non-parole period and maximum expected remission.

	65	66	67	68	69	70
	<input type="checkbox"/>	<input type="checkbox"/>	<input type="checkbox"/>	<input type="checkbox"/>	<input type="checkbox"/>	<input type="checkbox"/>
	d	d	m	m	y	y

23 BREACH OF PAROLE

Is the person in prison at census time for a breach of parole, or conditions attached to other forms of conditional release. Breaches of probation are NOT to be counted.

1 - Yes      2 - No      9 - Unknown/Not stated

71

24 (FOR OFFICE USE ONLY)

CLASSIFICATION OF PRISONER

1. A1	3. B	4. C1	7. Awaiting classification
2. A2		5. C2	9. Not known
		6. C3	

72

	73	74	75
	<input type="checkbox"/>	<input type="checkbox"/>	<input type="checkbox"/>

APPENDIX 2  
New South Wales Classification of Offences and of Care and Protection Orders for Children (Second Revision)

Code	Offence
1.	<i>Homicides, Assaults and Like Offences</i>
100	Murder, Accessory before the fact to murder
101	Attempted murder
110	Conspire to commit murder
120	Manslaughter (other than by driving)
	Assaults, Not elsewhere classified:
130	Major assault – e.g. malicious wounding, A.O.A.B.H. – G.B.H.
140	Minor assault – e.g. assault police/child/female/common
150	Assault of unspecified nature
	Acts endangering life or likely to cause serious bodily harm, not elsewhere classified:
160	Endangering person on railways
161	Arson of building or vehicle, person therein
169	Other
170	Cruelty to or neglect (including abandonment) of children
180	Abduction and kidnapping
182	Procuring an abortion
199	Other
2.	<i>Sexual and Related Offences</i>
200	Rape – e.g. ravish, carnally know.
201	Attempted rape – e.g. assault intent rape
202	Greivous Bodily Harm with intent to have sexual intercourse
203	Greivous Bodily Harm intent to have sexual intercourse with third person, present or nearby
204	Actual Bodily Harm threaten/intent to have sexual intercourse
205	A.B.H. threaten/intent to have sexual intercourse with third person
206	Sexual intercourse without consent with person 16 yrs of age or over
207	Sexual intercourse without consent with person under 16 yrs
210	Incest – e.g. carnal knowledge daughter 16-17, attempt
	Unlawful sexual intercourse with a female, not elsewhere classified:
211	Under 10 yrs of age – e.g. carnal knowledge, assault intent carnal knowledge
219	Other carnal knowledge
220	Indecent assault on a female
221	Indecent assault on person or act of indecency (Section 61)
230	Buggery and bestiality
240	Indecent assault on or act with male excluding buggery
250	Procuring or soliciting male for commission of unnatural act
	Prostitution and related offences:
260	Soliciting or loitering by prostitute
261	Procuring
269	Other
299	Other (incl. Necrophilia)
3.	<i>Robbery and Extortion</i>
	Robbery:
300	With major assault – (eg Armed Robbery)
310	With minor assault – (eg Assault and Rob)
319	Unspecified whether major or minor assault – e.g. conspiracy to robbery
320	Extortion – e.g. demand money or property with menace
321	Blackmail
4.	<i>Fraud</i>
330	Offences against the currency
335	Forgery and uttering, not elsewhere contained
338	Passing valueless cheques
340	Fraud, not elsewhere contained – e.g. false pretences, imposition
5.	<i>Offences Against Property, not elsewhere counted</i>
350	Misappropriation – e.g. embezzlement
360	Break, enter and steal
	Larceny of vehicles or boats (including illegal use):
370	Larceny of boats
373	Larceny of motor vehicles
375	Larceny of other vehicles
377	Steal from the person
379	Stealing, not elsewhere contained – e.g. larceny
380	Unlawful possession of property – e.g. goods in custody
385	Receiving
	Injury to property (intentional or reckless):
390	Injury to animals
395	Arson (person not therein)
399	Other
6.	<i>Driving, Traffic and Related Offences</i>
	Driving offences occasioning:
400	Death
405	Injury
	Driving offences, not elsewhere contained:
410	Driving under the influence of alcohol or drugs
411	Aid and abet driving under influence of alcohol or drugs
412	Refuse breath test or analysis for alcohol
415	Dangerous driving
420	Negligent driving
431	Failing to stop after an accident
439	Other
	Licence offences – associated with driving:
440	Driving whilst licence suspended etc.
441	Driving without a licence
445	Fail to carry licence or otherwise part with licence
449	Other – including fraudulently applying for or obtaining a licence whilst disqualified
450	Offences relating to road-worthiness of vehicle
460	Offences relating to transport of goods by road
470	Registration and insurance offences
480	Parking offences
490	Offences by pedestrians
499	Other offences

Code	Offence
7.	<i>Offences Against Enforcement of Order</i>
500	Accessory after the fact
510	Breach of conditions of release or recognizance
515	Bail offences
520	Contempt of court – e.g. fail to comply with court order/community service order
521	Escape from lawful custody – e.g. fail to report to P.D.C.
522	Fail to comply with maintenance order
530	Perjury, bribery and like offences
540	Resisting arrest or incite thereto
550	Treason or sedition
560	Trespassing and like offences
570	Unlawful assembly and related offences
598	Pronounced to be habitual criminal
599	Other
8.	<i>Offences against laws relating to 'drug taking' (including Child Welfare Act)</i>
600	Use, etc. or possession
610	Obtaining by forgery or false representation
620	Selling
630	Importing or exporting
635	Making – e.g. cultivate
640	Other
9.	<i>Other Offences</i>
649	Offences relating to sale, possession, etc. of poisons and restricted substances, not elsewhere contained
	Offensive behaviour and related offences:
650	Drunkenness
651	Language, obscene, threatening or abusive
659	Other
660	Found with intent to commit an offence, not elsewhere contained
661	Consorting
662	Vagrancy
670	Environmental offences
680	Betting and gaming offences
681	Bigamy
682	Evade fare
683	Offences against liquor laws
684	Unlawful importation or exportation of goods, not elsewhere contained
	Unlawful possession of weapons, etc. and related offences:
685	Pistols and firearms
687	Other weapons or dangerous articles
689	Other
698	Prohibited migrant
699	Other
10.	<i>Orders Relating to the Care and Protection of Children</i>
	Orders arising from neglect of child:
	Destitute or homeless:
700	No fixed place of abode
705	Destitute
710	Exposed to moral danger
	Unfit guardianship:
720	Improper
721	Incompetent
739	Other orders arising from neglect of child
	Orders arising from the conduct of child:
740	Absconding from custody
750	Breach of probation conditions
760	Truancy
770	Uncontrollable
790	Drug involvement – proceedings under Child Welfare Act
799	Other orders arising from conduct of child
999	Not known